

# TRANSMISSÃO


## CATÁLOGO DE PRODUTOS

**Edição**  
**novembro 2025**



**61**  
**anos**

**INDÚSTRIA**  
**BRASILEIRA**



# ***Forjaria***




**ORDENADO POR PRODUTO**
**Página**

Cruzetas	3 a 15
Mancais de Fixação	16
Flanges de Acoplamento Base Lisa	17 a 19
Flanges de Acoplamento Base Estriada	20 a 22
Flange de Articulação Redonda Fixação Interna por Presilhas	23
Flange de Articulação Redonda Fixação Externa por Presilhas	24
Flange de Articulação Redonda Fixação por Parafusos	25
Flange de Articulação Redonda Estriada Fixação Interna por Presilhas	25
Flange de Articulação Redonda Estriada Fixação Externa por Presilhas	26
Flange de Articulação Redonda Estriada Fixação por Parafusos	27 a 28
Flange de Articulação Retangular Fixação Externa por Presilhas	28 a 29
Luva Deslizante Fixação Externa por Presilhas	30 a 33
Luva Deslizante Fixação Interna por Presilhas	34
Luva Deslizante Fixação Externa por Parafusos	34 a 35
Luva Deslizante Retificada Fixação Externa por Presilhas	35 a 36
Ponteira Deslizante com Pescoço	37 a 40
Ponteira Fixa	41 a 43
Ponteira Deslizante para Rolamento	44 a 45
Ponteira Deslizante	46
Garfo de Tubo para Soldar Fixação Externa por Presilha	46 a 50
Garfo de Tubo para Soldar Fixação Interna por Presilha	51
Garfo de Tubo para Soldar Fixação por Parafuso	52 a 53
Terminal de Acoplamento Fixação por Grampos	53 a 59
Instruções de uso da régua Identificadora de Cruzetas	60
Precauções para a montagem e Lubrificação	60
Tabelas de Conversões e Índices	61 a 72

# QUALIDADE QUE VOCÊ CONHECE, AGORA CERTIFICADA.

Apresentamos a todos os parceiros o nosso certificado de conformidade ISO 9001.

Os produtos que já desfrutam de toda a confiança do mercado, contêm também

**certificação ISO 9001,**

o que enche de orgulho toda a equipe de colaboradores da K Parts e seus distribuidores.



## CERTIFICADO DE CONFORMIDADE Conformity Certificate

**Nº 23.008/15**

A ABNT concede o certificado de conformidade de Sistema de Gestão da Qualidade à empresa:  
ABNT grants the conformity certificate of the quality management system to the company:

**K Parts Indústria e Comércio de Peças Ltda**  
CNPJ: 07.749.651/0001-28

Implementado para a(s) atividade(s) de:  
Implemented for the following activity(ies):

**Desenvolvimento, fabricação, venda e comercialização de peças automotivas e agrícolas e fabricação e venda de peças usinadas.**

Exercida(s) na unidade localizada em:  
Executed in the unit located in:

**Rua Dr. Rene Fernandes, 415B - Vila Laroque  
04327-180 - São Paulo - SP**

Atendendo aos requisitos da Norma:  
Meeting the requirements of the Standard:

**ABNT NBR ISO 9001:2015**

Primeira concessão: 15/01/2015  
First concession:

Período de validade:  
Validity period:

**07/11/2023 a 07/11/2026**

Rio de Janeiro, 08 de novembro de 2023.



  
Guy Lavocat  
Gerente de Certificação de Sistemas  
Systems Certification Manager

Este certificado é suportado por contrato de atendimento à Norma e procedimentos da ABNT e é válido somente em original e com o timbre da ABNT em alto-relevo seco, assinado pelo Gerente de Certificação de Sistemas. Sua validade pode ser confirmada no seguinte endereço eletrônico: [www.abnt.org.br](http://www.abnt.org.br)  
(CNPJ: 33.402.892/0001-06 - Tel.: (21) 3974-2300 / Fax: (21) 3974-2315)  
This certificate is sustained by a contract of compliance with ABNT Standard and procedures and will be valid only its original form and with the ABNT stamp in dry high-relief, duly signed by the Systems Certification Manager. Its validity may be confirmed at the following electronic address: [www.abnt.org.br](http://www.abnt.org.br). (CNPJ: 33.402.892/0001-06 - Tel.: (21) 3974-2300 / Fax: (21) 3974-2315).

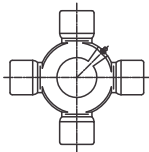
ABNT Associação Brasileira de Normas Técnicas

Av. Treze de Maio, 13 - 28º Andar - Centro - Rio de Janeiro - RJ - CEP 20031-901  
Rua Conselheiro Nebias, 1131- Campos Eliseos - São Paulo - SP - CEP 01203-002

Rev.: 06

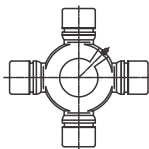
HÁ 61 ANOS  
FORJANDO O  
FUTURO DO BRASIL


**KPCZ120**

 1. 5-310X  
 2. CR1018  
 3. CZ120


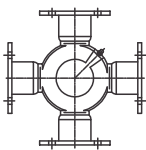
Montadora	Nº Original	Aplicação
DAF	916343	-
Ford	83PU4753A	Pampa - Belina
GM	09300247 9297873	Opala
Volvo	6885182 03319735	B10M / Cardan do Ventilador / B58 Cardan do Ventilador

**KPCZ121**

 1. 5-153XS  
 2. CR1001  
 3. CZ121


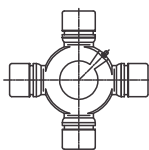
Montadora	Nº Original	Aplicação
DAF	916344	XF105 / CF85
Dodge	2994959	D400
Ford	B6D7039A BCDC7039 BCOC7039A BE2C7039A	F350 / Jeep / Maverick / Rural
GM	7352431 7363278	A/C/D 10 - 14 - 15 - Bonanza
IVECO	93160322	Daily 35.10
Toyota	0437160010 040371AR20	Hilux de 1997 a 2000 (Diesel)
Troller	-	Troller T4
Volkswagen	2994958	Kombi 1.6
Volvo	6855523 688552	B10M - B58

**KPCZ124**


 1. 5-279XS  
 2. CR1014  
 3. CZ124


Montadora	Nº Original	Aplicação
DAF	815364	XF105 / CF85
Ford	BFOX4635A	Cargo 2422
Volkswagen	TMJ521353A	24.220 / 24.250 / 26.300

**KPCZ130**

 1. x-x-x  
 2. CR1502  
 3. x-x-x


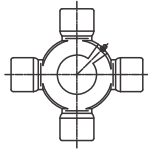
Montadora	Nº Original	Aplicação
Toyota	0437135050	Hilux de 1997 a 2000



**VER TABELA DE MEDIDAS E INFORMAÇÕES  
ADICIONAIS PÁGINA 60 A 65**

**KPCZ132**

1. x-x-x
2. x-x-x
3. CZ233


**Montadora N° Original**

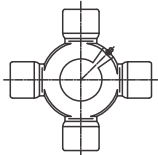
Mitsubishi MR196837

**Aplicação**

Cardan Dianteiro L200

**KPCZ139**

1. x-x-x
2. x-x-x
3. x-x-x


**Montadora N° Original**

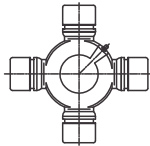
Toyota 043710K070

**Aplicação**

SW4 de 2005 em diante

**KPCZ146**

1. x-x-x
2. x-x-x
3. x-x-x


**Montadora N° Original**

Toyota 437136021

**Aplicação**

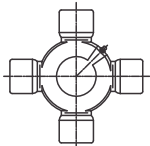
Hilux 2004 após 2 Série

Mitsubishi MR232115

Cardan Dianteiro e Traseiro L200 Sport

**KPCZ155**

1. x-x-x
2. x-x-x
3. x-x-x


**Montadora N° Original**

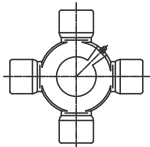
Nissan 3712550001

**Aplicação**

Frontier

**KPCZ170**

1. x-x-x
2. CR1063
3. CZ170


**Montadora N° Original**

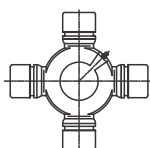
Hyundai 4914043001

**Aplicação**

H100 / HR 205

**KPCZ171**

1. x-x-x
2. CR1059
3. CZ171


**Montadora N° Original**

Asia 175725060

**Aplicação**

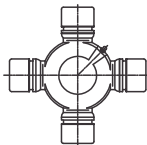
TOPIC até 1994

Kia ONO1025060A

Besta até 1994


**KPCZ172**

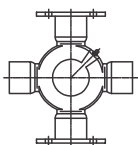
1. x-x-x
2. CR1060
3. HCZ172



Montadora	Nº Original	Aplicação
Asia	016425060	TOPIC
Kia	OWO1025060A	Besta

**KPCZ177**

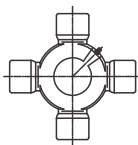
1. 5-438XS
2. x-x-x
3. x-x-x



Montadora	Nº Original	Aplicação
Ford	88HU4635AA BF1X4635C	Cargo 1419 - 1422 - 1618 - 1619 - 1621 - 1622 - 2221 - 2319 - 2321 - 2324 - 3224 / F-14000 / F-16000

**KPCZ201**

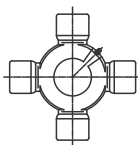
1. 5-4X
2. CR1062
3. CZ201



Montadora	Nº Original	Aplicação
Land Rover	-	Pick-up / Defender

**KPCZ208**

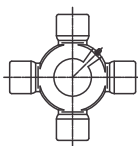
1. 5-178XS
2. CR1501
3. CZ208



Montadora	Nº Original	Aplicação
Toyota	3740198001 OJ30L37105	Bandeirantes

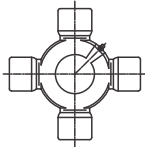
**KPCZ210**

1. 5-160XS
2. CR1004
3. CZ210



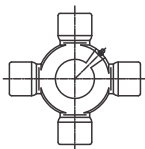
Montadora	Nº Original	Aplicação
Agrale	6006009009003	1800 / 3500 / 4500 / 5000 / 5010 / 6000 / 7000 / 7500 / Marruas 5.5 / Volare A 5/6/8
DAF	916345	-
Ford	2SC598089 BCOT7039A BF8T4635A	F-600 / F-1000 / F-4000 / F-11000
GM	07364605	6.100 - 6.150 - A/C/D 20 - 40 -64 - 65 - 68 - 74 - 75 - Bonanza
IVECO	42530886 93158199	Daily 35.12 - 49.10 - 49.12 / Furgão 40.10 - 49.12 / Scudato 59.12 - 60.12
Mercedes Benz	0004101231 0004102631	709 - 710 / Sprinter
Volkswagen	2994957	6-80 / 6-90 / 6-140 / 7-90 / 7-100 / 8-100
Volvo	1199888 1992487	-


**VER TABELA DE MEDIDAS E INFORMAÇÕES  
ADICIONAIS PÁGINA 60 A 65**
**KPCZ213**

 1. 1-2045005  
 2. CR1084  
 3. CZ213


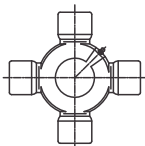
Montadora	Nº Original	Aplicação
DAF	-	XF105
IVECO	42536996 45533410 500056771	EUROTRAKER 380E / 440E / 740E / Stralis 450S38 / 570S38 / 740S41
MAN	-	TGX28.440
Volkswagen	2U2521291A 2U252191	Constellation 26.420
Volvo	1068247 93192012	FH420 / 440 / 460 / 500 / 520 / 540 / FM420 / 440 / 460 / 480 / 500 / 520 / FMX420 / FMX460 / FMX500

**KPCZ214**

 1. 1-2060005  
 2. CR1083  
 3. CZ214


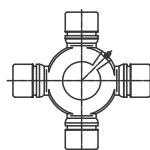
Montadora	Nº Original	Aplicação
IVECO	42533785 93113688 07149670	EUROTECH / EUROTRAKER / Novo Stralis / Novo Traker / Tracker
MAN	-	TGX28.440
Volkswagen	2V5521131 2V2521291	19330 4x2 / 19420 6x2 / 25390 6x2 / 25420 6x2 / 26420 6x4
Volvo	1068253 1651237	Fh12 / 13 / 420 / 440 / 460 / 500 / 520 / 540 / FM420 / 440 / 460 / 480 / 500 / 520 / FMX420 / 460 / 500

**KPCZ221**

 1. 5-165X  
 2. CR1404  
 3. CZ221


Montadora	Nº Original	Aplicação
Ford	BD7T4635A	F-8000 / F-8500
IVECO	79850422	F190E / FNM210 / FNM210CL
Scania	67531	B76 / LS76
Volvo	3319762 6885158	B58

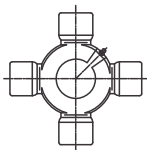
**KPCZ227**

 1. 5-12213XS  
 2. CR1301  
 3. CZ227


Montadora	Nº Original	Aplicação
DAF	916338	
Mercedes Benz	0004101431 3124100031 3454107031 3854100231	1113 / 1114 / 1115 / 1118 / 1214 / 1313 / 1314 / 1315 / 1316 / 1317 / 1318 / 1414 / 1513 / 1516 / 1518 / 1614 / 1718 / 2013 / 2014 / 2213 / 2214 / 2215 / 2216 / 2217 / 2314 / 608 / 709 / 809 / 812 / 814 / 914 / O321 / O352 / O362 / OF1113 / OF1115 / OF1313 / OF1315


**KPCZ228**

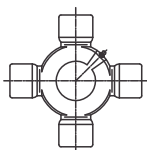
1. 5-12100XS
2. CR1302
3. CZ228



Montadora	Nº Original	Aplicação
Mercedes Benz	3314110031 3844100031	1218 / 1313 / 1314 / 1418 / 1419 / 1519 / 1618 / 1718 / 2219 / 2220 / 2318 / O326 / O352 / O364 / OM355 / OH1517 / OH1520

**KPCZ229**

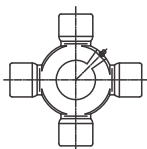
1. 5-12219X
2. CR1304
3. CZ229



Montadora	Nº Original	Aplicação
Mercedes Benz	3814100231 3854100231 3854100531	O370

**KPCZ230**

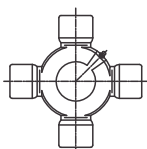
1. 5-12924X
2. CR1306
3. CZ230



Montadora	Nº Original	Aplicação
DAF	916354	-
Mercedes Benz	3504107031 3354100031	OM366 / 1622 / 1721 / 1722 / 1924 / 2318

**KPCZ231**

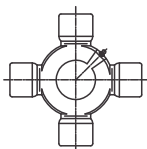
1. 5-12932X
2. CR1307
3. CZ231




Montadora	Nº Original	Aplicação
DAF	915260	XF105
Mercedes Benz	3874100031 6204100031	1524 / 1525 / 1625 / 1630 / 1633 / 1635 / 1929 / 1932 / 1933 / 1934 / 1935 / 1938
Volkswagen	2V2521291	19-330

**KPCZ232**

1. SPL250-1XS
2. CR1013
3. CZ232



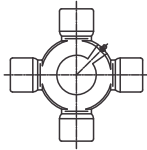
Montadora	Nº Original	Aplicação
IVECO	7149670	450E37 / 819OE31 / Eurotech HM200E37 / HM450E37 / HD380S
Mercedes Benz	0004103431 0004103831	2428 / 1938 / 2638 / 1634 / 1632 / 2726 / ATEGO 1728 / 1729 / 1730 / 2428 / 2429 / 2430 / 3030 / ATRON 2729 / AXOR 1933 / 2533 / 2831 / O500M / R / RS / RSD / UA
Volkswagen	2T2521291	Constellation 19.320 / 19.370 / 25.370 / 31.320
Volvo	8127182	FH10 / FM10 / FH12 / FM12 / NH12 / FM370 / VM300 / VM310



**VER TABELA DE MEDIDAS E INFORMAÇÕES  
ADICIONAIS PÁGINA 60 A 65**

**KPCZ251**

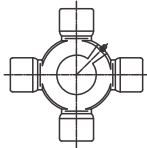
1. 5-12276XS
2. CR1401
3. CZ251



Montadora	Nº Original	Aplicação
DAF	916351	-
Scania	264043 178258 550612	BR111 / BR115 / BR116 / F112 / F113 / K112 / L101 / L110 / L111 / L113 / LK111 / LKS111 / LKT141 / LS111 / R112 / R142 / S112 / T112 / T113 / T142

**KPCZ252**

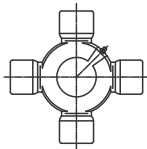
1. 5-2373XS
2. CR1003
3. CZ252



Montadora	Nº Original	Aplicação
Agrale	6003009007004	1600 / 1800 / 4500 / 5000 / 5010
DAF	916347	-
Dodge	-	D700
Ford	BD2Y7039A	F1000 / F2000 / F350 / F4000 / F400
GM	94628610	A/C/D 14-20-24-25 / Bonanza / Grand Blazer
Scania	-	P400
Troller	-	T400
Volkswagen	4128409	Amarok Highline 4x4 AT

**KPCZ254**

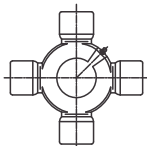
1. 5-263XS
2. CR1005
3. CZ254



Montadora	Nº Original	Aplicação
Agrale	6007009321000	8500 / MA7 / S7 / MA8
DAF	916352	-
Ford	85HU4635A	1113 / 1114 / 1215 / 1313 / 1314 / 1415 / 21000 / 712 / 814 / 815 / 915 / F-11000 / F-12000 / F-13000 / F-14000 / F-19000 / F-22000 / F-700 / F-750
GM	9298976	A/C/D 65 - 68 - 74 - 75 - 78
Mercedes Benz	0004101331	709L / 710L / 710LO / 809LO / 812LO / 912LO / OF712 / OF809
Volkswagen	4128591 23B521291 2RD598089 BF8T4635B	11-130 / 11-140 / 11-160 / 12-140 / 13-130 / 14-140 / 7-100 / 7-110 / 8-140 / 9-140 / D950 / E13 / E-21 / L80

**KPCZ255**

1. 5-12278XS
2. CR1009
3. CZ255



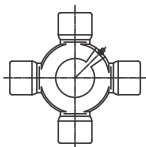
Montadora	Nº Original	Aplicação
DAF	916352	-
Scania	207563 264044	L100 / L111 / L113 / LK111 / LK140 / LK141 / LKS111 / LKS140 / LKS141 / LKT141 / LS110 / LS111 / LT111 / R114 / R142 / T112 / T113 / T142
Volvo	6885159 11994891	B10M / B10R / B12B / B58 / B58E / B7R / N10 / N12 / NL10



**VER TABELA DE MEDIDAS E INFORMAÇÕES  
ADICIONAIS PÁGINA 60 A 65**

**KPCZ256**

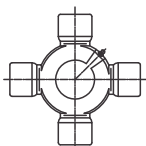
1. 5-275XS
2. CR1006
3. CZ256



Montadora	Nº Original	Aplicação
Agrale	6007009163006	-
DAF	915266	-
Ford	84TU4635A	Cargo 1116 - 1117 - 1215 - 1218 - 1225 - 1314 - 1317 - 1415 - 1418 - 1514 - 1517 - 1615 - 1617 - 1618 - 2217 - 2218 / F-1200 / F-14000 / F-22000
GM	94622086	A/C/D 65 - 68 - 74 - 75 - 78 - 85 - 95 - 98
IVECO	7149500	Daily 35.10 - 35.12 / Scudato 49.10 - 59.10 - 59.12 / 120E15N
Mercedes Benz	0004101931	1114 - 914
Volkswagen	T2D598089	12-140 / 14-15 / 14-170 / 16-170 / 22-140 / 22-160
Volvo	11992488	-

**KPCZ257**

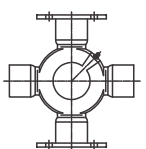
1. x-x-x
2. CR1036
3. CZ257



Montadora	Nº Original	Aplicação
Volvo	231519 1651032	F88 / L4951 / L4956 / Lt7638 / Lt650 / NB88

**KPCZ264**

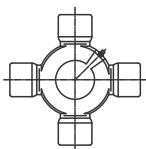
1. 5-438XS
2. CR1007
3. CZ264



Montadora	Nº Original	Aplicação
DAF	916349	-
GM	15619081	12170 / 14190 / 15190 / 16220
IVECO	7149141	Eurocargo 150E 20 - 160E 23
Mercedes Benz	0004101731	1418 / 1618 / 1718 / 1720 / 2318 / OF1318 / OF1620 / OH1318 / OH1420 / OH1421 / OH1520 / OH1521
Volkswagen	TE598089	14-200 / 14-210 / 14-220 / 15-210 / 16-180 / 16-210 / 16-220 / 17-220 / 22-210
Volvo	11993955	-

**KPCZ265**

1. 5-12062XS
2. CR1010
3. CZ265



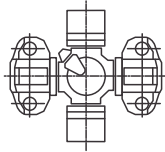
Montadora	Nº Original	Aplicação
DAF	0915261	-
Mercedes Benz	3864100031 3864104304	1621 / 2325 / 2418 / 2423 / 2428 / O370 / O400 / OH1623 / OH1628
Scania	294383 365901 1541070	LK/LS/L 110 - 111 - 113 / R/T 112 - 113 - 142
Volvo	6885565 11994934	N10 / N12 / NL10 / NL12



**VER TABELA DE MEDIDAS E INFORMAÇÕES  
ADICIONAIS PÁGINA 60 A 65**

**KPCZ266**

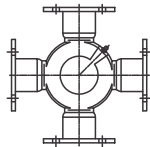
1. 5-12913X
2. CR1930
3. CZ266



Montadora	Nº Original	Aplicação
Agrale	60060009009003	6000 / A6 Volare / V6 Volare

**KPCZ270**

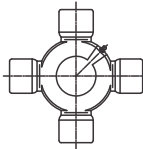
1. 5-281XS
2. CR1008
3. CZ270



Montadora	Nº Original	Aplicação
Mercedes Benz	0004102131	O400
Scania	1672352	R112 / T112 / T113
Volvo	6885514	B10R / N10 / N12 / NL10 / NL12

**KPCZ271**

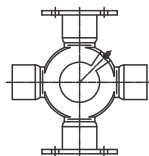
1. SPL90-1XS
2. CR1017
3. CZ271



Montadora	Nº Original	Aplicação
Agrale	6012009019000	13000E / MA12.0
Ford	BG4X4635AA	CARGO 1319 / 1517 / 1519 / 1719
GM	93325563	13000
IVECO	-	Vertis 90V16
Mercedes Benz	0004102731 0004104631	1214 / 1215 / 1218 / 1418 / 1620 / 1621 / 1720 / OF1221 / OF1417 / OH1420 / OH1421
Volkswagen	2TG598089	Worker 13-190 - 15-190 - 17-190 / CONSTELLATION 13-190 - 15-190 - 17-190 / 13-190 / 15-190OD / 15-190CO / 17-210OD / 17-230OD / 13-190 / 15-190 / 16-200 / 17-190 / 17-210

**KPCZ272**

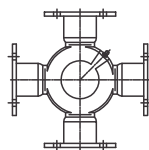
1. 5-510XS
2. CR1016
3. CZ272



Montadora	Nº Original	Aplicação
Ford	BF5X4635A	Cargo 4030
Mercedes Benz	0004102031 6654100031	O400RS / O400RSD / O400RSE / O4000PA / OH1625L / OH1628L / OH1636L
Volkswagen	2TO525717	40.300 / 18.310 TITAN
Volvo	20725137	B10R

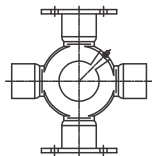
**KPCZ273**

1. 5-280XS
2. CR1015
3. CZ273



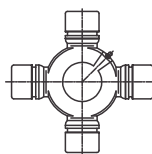
Montadora	Nº Original	Aplicação
Mercedes Benz	0004103231	O400
Volkswagen	2ZO525717	17-240OT / 17-260OT / 18.310OT / 18-320OT / WORKER 26-220 / 26.260 / 26.310


**KPCZ274**

 1. 5-515XS  
 2. CR1011  
 3. CZ274


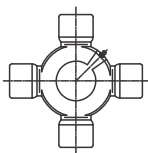
Montadora	Nº Original	Aplicação
Agrale	6021009058009	-
DAF	915262	CF-85
Ford	BF1X4635A	Cargo 1521 - 1621 -1624 - 1630 - 2321 - 2324 - 2422 - 2425 - 2630 - 3021 - 3224 - 3530
IVECO	500056764 503355471 503356049	Tector
Mercedes Benz	0004103131	1623 / 1723 / OH1623
Volkswagen	12277742 TMJ598089	16-300 / 17-300 / 23-220 / 24-220 / 24-250 / 23-300 / 35-300 / WORKER 24.220 / 24.250 / 26.220 / 26260 / 26.310

**KPCZ276**

 1. 5-12018X  
 2. CR1308  
 3. CZ276


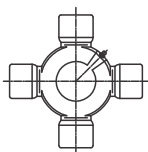
Montadora	Nº Original	Aplicação
Mercedes Benz	6564100031	1623L / 1623LS / 1723 / OH1623LG

**KPCZ277**

 1. 5-12072XS  
 2. CR1402  
 3. CZ277


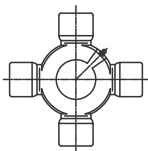
Montadora	Nº Original	Aplicação
DAF	916355	-
Scania	390225 1750308 2397362	T114 / P500 / PF50 / T71 / TA81 / P124 / 114G

**KPCZ278**

 1. x-x-x  
 2. CR1315  
 3. CZ278


Montadora	Nº Original	Aplicação
Mercedes Benz	9424100031 9424100231 9424100236	CARDAN AXOR 2035 - 2040 - 2044 - 4140 - 4144 - 3340 - 4844 - 4848 / ACTROS 2546 - 2548 - 2644 - 2646 - 2648 - 2651 - 2655 - 2660

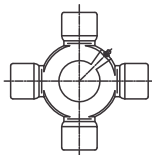
**KPCZ280**

 1. 5-12949X  
 2. CR1403  
 3. CZ280


Montadora	Nº Original	Aplicação
DAF	915259	-
Scania	386073 1422442 1541072 1879541	R112 / R113 / R124 / R420 / R440 / T124


**VER TABELA DE MEDIDAS E INFORMAÇÕES  
ADICIONAIS PÁGINA 60 A 65**
**KPCZ284**

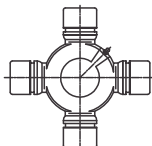
1. SPL170-1XS
2. CR1012
3. CZ284



Montadora	Nº Original	Aplicação
Mercedes Benz	0004103631	2638L / 2638LK / 2638LS / 2726LS / 2729LS - ATRON / 2831LS - AXOR
Volvo	8127230	FH12 / FM10 / FM12 / NH12

**KPCZ285**

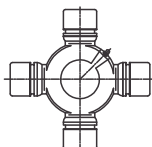
1. x-x-x
2. x-x-x
3. CZ285



Montadora	Nº Original	Aplicação
Mitsubishi	MR232151	L200

**KPCZ286**

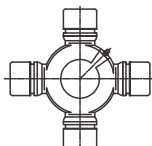
1. x-x-x
2. CR1311
3. CZ286



Montadora	Nº Original	Aplicação
DAF	916353	1935 CHASSI PRETO 6x4 / 2635 / CANAVIEIRO 6x4
Mercedes Benz	0004101628	-

**KPCZ288**

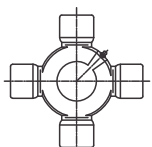
1. 5-12022X
2. CR1312
3. CZ288



Montadora	Nº Original	Aplicação
DAF	915265	-
Mercedes Benz	3854100131	1218 / 1418 / 1618 / 1718 / 2318 / 2418

**KPCZ290**

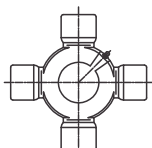
1. SPL140-1XS
2. CR1310
3. CZ290



Montadora	Nº Original	Aplicação
Mercedes Benz	0004103531 0004103931	2423B / 2423K / 1622 ELETRÔNICO
Volvo	-	VM210 / VM220 / VM260 / VM270

**KPCZ291**

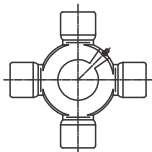
1. 5-618X
2. x-x-x
3. CZ291



Montadora	Nº Original	Aplicação
Ford	BF7T4635A	F1000 / Ranger
Nissan	K05014733AA	Dakota


**KPCZ292**

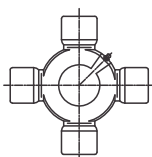
1. 5-641X
2. x-x-x
3. CZ292



Montadora	Nº Original	Aplicação
Ford	BF8T4635A BG9T4635A BH2T4635A	F250 / F350
Volkswagen	2PO521307A 2R0525717	5-140 / 5-140E / 7-100 / Delivery

**KPCZ293**

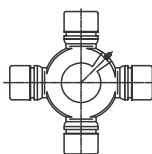
1. 5-625X
2. x-x-x
3. CZ293



Montadora	Nº Original	Aplicação
Ford	BF7T4635B	Ranger STX - XL - XLT - Cabine Dupla
Nissan	3712549W26 371266S325	Cardan Frontier
Toyota	-	HILUX 4x2 1999 a 2005

**KPCZ294**

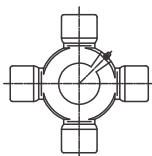
1. x-x-x
2. x-x-x
3. CZ294



Montadora	Nº Original	Aplicação
Kia	BG1015900	Towner
Nissan	3712518025	Frontier

**KPCZ295**

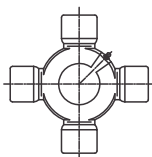
1. x-x-x
2. x-x-x
3. x-x-x




Montadora	Nº Original	Aplicação
Toyota	043710K080	Hilux de 2005 em diante

**KPCZ296**

1. x-x-x
2. x-x-x
3. CZ296



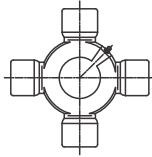
Montadora	Nº Original	Aplicação
Toyota	043750K010	SW4 de 2005 em diante / Hilux de 2005 em diante



**VER TABELA DE MEDIDAS E INFORMAÇÕES  
ADICIONAIS PÁGINA 60 A 65**

**KPCZ297**

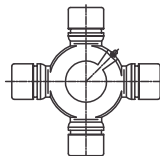
1. 5-768X
2. x-x-x
3. CZ297



<i>Montadora</i>	<i>Nº Original</i>	<i>Aplicação</i>
Toyota	04371AR021 0437104010	Hilux de 1997 a 2004

**KPCZ298**

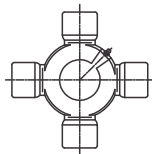
1. x-x-x
2. x-x-x
3. CZ298



<i>Montadora</i>	<i>Nº Original</i>	<i>Aplicação</i>
Toyota	0437160070 0437135020	Hilux de 1997 a 2004

**KPCZ299**

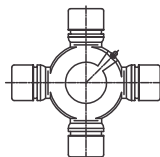
1. x-x-x
2. x-x-x
3. CZ299



<i>Montadora</i>	<i>Nº Original</i>	<i>Aplicação</i>
Mitsubishi	MR196838 MB000948	Cardan Traseiro L200

**KPCZ300**

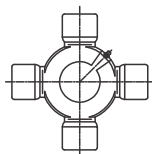
1. x-x-x
2. x-x-x
3. x-x-x



<i>Montadora</i>	<i>Nº Original</i>	<i>Aplicação</i>
Toyota	437136021	Coaster

**KPCZ307**

1. 5-77277X
2. CR1037
3. CZ220



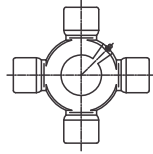
<i>Montadora</i>	<i>Nº Original</i>	<i>Aplicação</i>
Scania	65146 77277	L75 / B75
Volvo	1651032	F7 Sueco (Sweden) / B7R



**VER TABELA DE MEDIDAS E INFORMAÇÕES  
ADICIONAIS PÁGINA 60 A 65**

**KPCZ308**

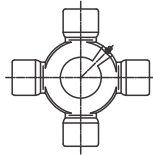
1. SPL70-1X
2. x-x-x
3. x-x-x



Montadora	Nº Original	Aplicação
Mercedes Benz	0004103331	712 / 814LO / 914 / 915C
Volkswagen	2VF98089	12-190E / 13-150 / 13-170 / 13-180 / 15-170 / 15-180 / 15-190

**KPCZ508**

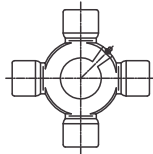
1. SPL55-1X
2. x-x-x
3. x-x-x



Montadora	Nº Original	Aplicação
Ford	BF8T4635B	F-4000
Mercedes Benz	0004104131	710E / 715C ACCELO / 712LO

**KPCZ512**

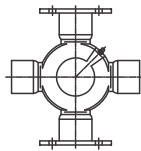
1. x-x-x
2. x-x-x
3. x-x-x



Montadora	Nº Original	Aplicação
Mercedes Benz	0004103431	CARDAN

**KPCZ528**

1. 5-12009X
2. x-x-x
3. x-x-x



Montadora	Nº Original	Aplicação
Mercedes Benz	0004102231	DIFERENCIAL OM366 - 1318





## Mancais de Fixação de Cruzeta



KPMC303  
KPMC343

KPMC406  
KPMC407



KPMC404  
KPMC405  
KPMC421

KPMC800  
KPMC801  
KPMC900  
KPMC1000  
KPMC1001  
KPMC1002  
KPMC1003



Nº Lontra **KPMC303**

para Cruzeta  
SPL140-1X / KPCZ290

Parafusos  
**M12 x 25**

Nº Lontra **KPMC801**

para Cruzeta  
SPL140-1XS / KPCZ290

Parafusos  
**M12 x 25**  
**1/2 x 1"**

Nº Lontra **KPMC343**

IVECO para Cruzeta  
SPL250-1XS / KPCZ232

Parafusos  
**M12 x 25**

Nº Lontra **KPMC900**

para Cruzeta  
5-510XS / 5-515XS /  
KPCZ272 / KPCZ274

Parafusos  
**M12 x 25**  
**1/2 x 1"**

Nº Lontra **KPMC404**

VOLVO para Cruzeta  
512062X / KPCZ265

Parafusos  
**M12 x 50**

Nº Lontra **KPMC1000**

para Cruzeta  
5-438XS / KPCZ264

Parafusos  
**M10 x 20**  
**3/8" x 3/4"**

Nº Lontra **KPMC405**

para Cruzeta  
5-12072XS / KPCZ277

Parafusos  
**M12 x 50**

Nº Lontra **KPMC1001**

para Cruzeta  
SPL90-1XS /  
KPCZ271

Parafusos  
**M10 x 20**  
**3/8" x 3/4"**

Nº Lontra **KPMC406**

para Cruzeta  
5-12276XS / KPCZ251

Parafusos  
**M12 x 45**

Nº Lontra **KPMC407**

VOLVO para Cruzeta  
5-12278XS / KPCZ255

Parafusos  
**M14 x 45**

Nº Lontra **KPMC1002**

para Cruzeta  
5-263XS / 5-275XS /  
KPCZ254

Parafusos  
**M10 x 20**  
**3/8" x 3/4"**

Nº Lontra **KPMC421**

para Cruzeta  
CZ287

Parafusos  
**M12 x 50**

Nº Lontra **KPMC800**

IVECO VOLVO para Cruzeta  
SPL250-1XS - KPCZ232

Parafusos


Nº Lontra **KPMC1003**

para Cruzeta  
5-160XS - KPCZ210

Parafusos  
**M8 x 20**  
**5/16" x 3/4"**



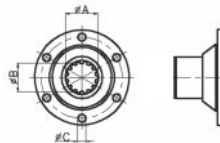
Nº Lontra	Descrição
KPPRF1225	Parafusos: M12 x 25
KPPRF0125	Parafusos: 1" x 1"
KPPRF1020	Parafusos: M10 x 20
KPPRF3834	Parafusos: 3/8" x 3/4"
KPPRF820	Parafusos: M8 x 20
KPPRF51634	Parafusos: 5/16" x 3/4"





## KPFLR2354

1. 01-247C
2. FL1354
3. x-x-x
4. x-x-x



$\varnothing A = 40,6$   
 $\varnothing B = 35,7$   
 $\varnothing C = 10,3$

N°Furos = 6  
 Estrias = 14

**Montadora**    **N° Original**

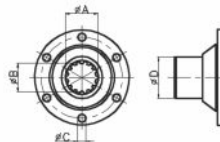
Mercedes Benz    3124101430

**Aplicação**

Cardan: 312 / 321 / 1111

## KPFLR2355

1. 01-246C
2. FL1355
3. HFL601
4. S186



$\varnothing A = 40,6$   
 $\varnothing B = 35,7$   
 $\varnothing C = 10,3$

$\varnothing D = 52,0$   
 N°Furos = 8  
 Estrias = 14

**Montadora**    **N° Original**

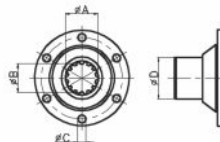
Mercedes Benz    3524100130

**Aplicação**

Cardan: 1113 / 1313 / 1316 / 1513 / 2013

## KPFLR2356

1. x-x-x
2. FL1356
3. x-x-x
4. x-x-x



$\varnothing A = 35,2$   
 $\varnothing B = 31,2$   
 $\varnothing C = 10,3$

$\varnothing D = 44,0$   
 N°Furos = 8  
 Estrias = 18

**Montadora**    **N° Original**

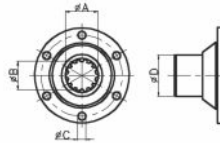
Mercedes Benz    3084100030

**Aplicação**

Cardan: L608D

## KPFLR2357

1. 01-377C
2. FL1357
3. HFL602
4. S395



$\varnothing A = 55,2$   
 $\varnothing B = 50,1$   
 $\varnothing C = 12,0$

$\varnothing D = 58,7$   
 N°Furos = 8  
 Estrias = 26

**Montadora**    **N° Original**

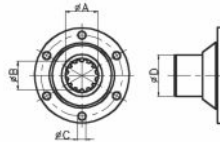
Mercedes Benz    3364100030

**Aplicação**

Cardan: L1519 / L2219 / LK1519 / LK2219 / LS1519 / LS2219

## KPFLR2359

1. 01-336
2. FL1359
3. HFL622
4. S128



$\varnothing A = 46,2$   
 $\varnothing B = 41,2$   
 $\varnothing C = 10,3$

$\varnothing D = 58,0$   
 N°Furos = 8  
 Estrias = 16

**Montadora**    **N° Original**

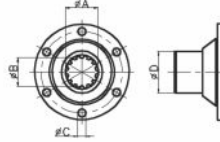
Mercedes Benz    3522620045

**Aplicação**

Câmbio: 1113 / 1313 / 1513 / 2013 / O352 / O362

## KPFLR2360

1. 01-378C
2. FL1360
3. x-x-x
4. x-x-x



$\varnothing A = 46,2$   
 $\varnothing B = 41,2$   
 $\varnothing C = 12,0$

$\varnothing D = 58,0$   
 N°Furos = 8  
 Estrias = 16

**Montadora**    **N° Original**

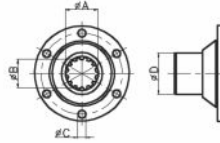
Mercedes Benz    3442620145

**Aplicação**

Câmbio: O326 / O355 / O364

## KPFLR2361

1. x-x-x
2. FL1361
3. x-x-x
4. x-x-x



$\varnothing A = 37,0$   
 $\varnothing B = 33,2$   
 $\varnothing C = 10,3$

$\varnothing D = 48,0$   
 N°Furos = 8  
 Estrias = 13

**Montadora**    **N° Original**

Mercedes Benz    3082627045

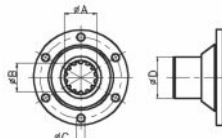
**Aplicação**

Câmbio: L608D



### KPFLR2362

1. x-x-x
2. FL1362
3. x-x-x
4. x-x-x



$\phi A = 55,2$   
 $\phi B = 50,1$   
 $\phi C = 10,3$   
 $\phi D = 68,0$   
 N°Furos = 6  
 Estrias = 26

**Montadora** N° Original

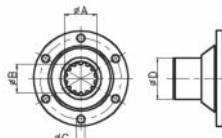
**Aplicação**

Mercedes Benz 3273500245

Diferencial: 312 / 321 / 1113

### KPFLR2363

1. 01-294C
2. FL1363
3. HFL607
4. S127



$\phi A = 55,2$   
 $\phi B = 50,1$   
 $\phi C = 10,3$   
 $\phi D = 68,0$   
 N°Furos = 8  
 Estrias = 26

**Montadora** N° Original

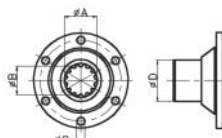
**Aplicação**

Mercedes Benz 3523500045

Diferencial: 1113 / 1313 / 1513 / 2013 / O352 / O362

### KPFLR2364

1. x-x-x
2. FL1364
3. x-x-x
4. x-x-x



$\phi A = 40,6$   
 $\phi B = 35,7$   
 $\phi C = 10,3$   
 $\phi D = 52,0$   
 N°Furos = 8  
 Estrias = 14

**Montadora** N° Original

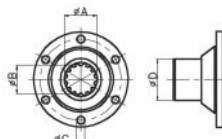
**Aplicação**

Mercedes Benz 3083500045

Diferencial: L608D

### KPFLR2365

1. 01-379C
2. FL1365
3. HFL623
4. S623



$\phi A = 55,2$   
 $\phi B = 50,1$   
 $\phi C = 12,0$   
 $\phi D = 68,0$   
 N°Furos = 8  
 Estrias = 26

**Montadora** N° Original

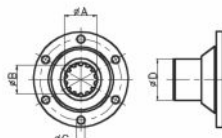
**Aplicação**

Mercedes Benz 3603500445

Diferencial: 2216LK / 1519LS / 2219LS

### KPFLR2366

1. x-x-x
2. FL1366
3. x-x-x
4. x-x-x



$\phi A = 55,2$   
 $\phi B = 50,1$   
 $\phi C = 12,0$   
 $\phi D = 68,0$   
 N°Furos = 8  
 Estrias = 26

**Montadora** N° Original

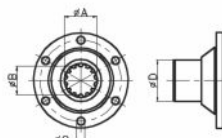
**Aplicação**

Mercedes Benz 3603500645

Diferencial: O364

### KPFLR2382

1. x-x-x
2. FL1382
3. x-x-x
4. x-x-x



$\phi A = 65,2$   
 $\phi B = 56,0$   
 $\phi C = 12,0$   
 $\phi D = 80,0$   
 N°Furos = 8  
 Estrias = 8

**Montadora** N° Original

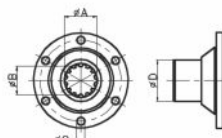
**Aplicação**

Mercedes Benz 3432600017

Câmbio: 1519 / 1519L / 1519LS / 1519LK / 2219L / 2219LS / 2219LK

### KPFLR2387

1. 01-517
2. x-x-x
3. x-x-x
4. S387



$\phi A = 65,3$   
 $\phi B = 61,0$   
 $\phi C = 16,0$   
 $\phi D = 84,8$   
 N°Furos = 10  
 Estrias = 31

**Montadora** N° Original

**Aplicação**

Mercedes Benz 3463500545  
3463500745

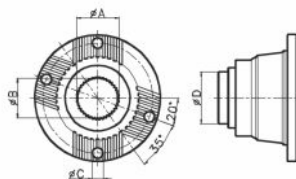
Diferencial: 1935





## KPFLRE3093

1. 250-1-15
2. FL1093
3. x-x-x
4. x-x-x

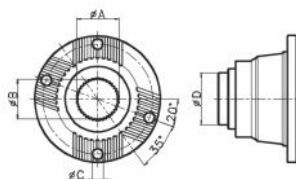


$\varnothing A = 60,3$   
 $\varnothing B = 57,5$   
 $\varnothing C = 15,5$   
 $\varnothing D = 73,0$   
 N°Furos = 4  
 Estrias = 46

Montadora	N° Original	Aplicação
IVECO	-	Cardan: HM200 E37 / Eurotech 450 / PowerStar / 45DE37 / 8190 E31
Mercedes Benz	0004110745	2635 / 2638 / 1938
Volvo	8127210	FM10 / FM12 / NH12

## KPFLRE3094

1. 140-1-15
2. FL1094
3. x-x-x
4. x-x-x

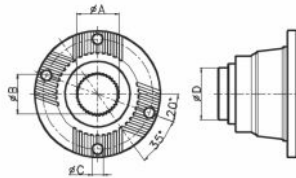


$\varnothing A = 50,7$   
 $\varnothing B = 47,3$   
 $\varnothing C = 13,0$   
 $\varnothing D = 62,0$   
 N°Furos = 4  
 Estrias = 38

Montadora	N° Original	Aplicação
Mercedes Benz	0004111345	Cardan: Atego 1725 / Atego 2425

## KPFLRE3345

1. x-x-x
2. x-x-x
3. x-x-x
4. S345

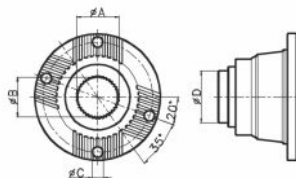


$\varnothing A = 60,3$   
 $\varnothing B = 57,5$   
 $\varnothing C = 15,5$   
 $\varnothing D = 82,6$   
 N°Furos = 4  
 Estrias = 46

Montadora	N° Original	Aplicação
IVECO	93163124 7139551	Diferencial: Stralis 420 / Eurotech 450 (Cavalinho) 320
Volkswagen	2T2525283A	31-330 / 31-390 Constellation

## KPFLRE3352

1. x-x-x
2. x-x-x
3. x-x-x
4. S352

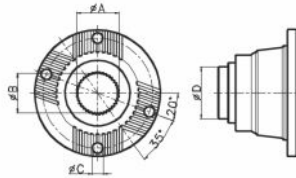


$\varnothing A = 65,3$   
 $\varnothing B = 61,0$   
 $\varnothing C = 15,5$   
 $\varnothing D = 85,0$   
 N°Furos = 4  
 Estrias = 31

Montadora	N° Original	Aplicação
Mercedes Benz	9463500545	Diferencial: 1935 (CHASSI PRETO) / 1938 / 1941 / 2638 / 2635

## KPFLRE3364

1. x-x-x
2. x-x-x
3. x-x-x
4. S364

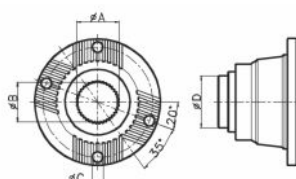


$\varnothing A = 65,3$   
 $\varnothing B = 61,0$   
 $\varnothing C = 13,0$   
 $\varnothing D = 85,0$   
 N°Furos = 4  
 Estrias = 31

Montadora	N° Original	Aplicação
Mercedes Benz	3463501545 9423500145	Diferencial: 2635 / 2638

## KPFLRE3380

1. x-x-x
2. x-x-x
3. x-x-x
4. S380



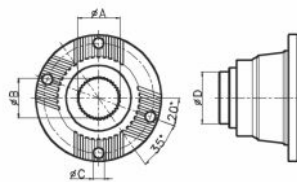
$\varnothing A = 65,3$   
 $\varnothing B = 61,0$   
 $\varnothing C = 15,5$   
 $\varnothing D = 85,0$   
 N°Furos = 4  
 Estrias = 31

Montadora	N° Original	Aplicação
Mercedes Benz	3463501445 9423500045	Diferencial: 2580 AXOR / 1938



### KPFLRE3389

1. x-x-x
2. x-x-x
3. x-x-x
4. S389



$\text{ØA} = 65,3$   
 $\text{ØB} = 61,0$   
 $\text{ØC} = 15,5$   
 $\text{ØD} = 85,0$   
 N°Furos = 4  
 Estrias = 31

**Montadora**    **N° Original**

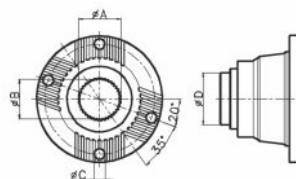
Mercedes Benz    3463501645  
 3463501445

**Aplicação**

Diferencial: 1938 / 1944

### KPFLRE3450

1. x-x-x
2. x-x-x
3. x-x-x
4. S450



$\text{ØA} = 59,7$   
 $\text{ØB} = 56,2$   
 $\text{ØC} = \text{M14}$   
 $\text{ØD} = 85,0$   
 N°Furos = 4  
 Estrias = 24

**Montadora**    **N° Original**

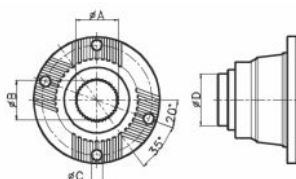
Scania    1535361

**Aplicação**

Diferencial: P600

### KPFLRE3600

1. x-x-x
2. x-x-x
3. x-x-x
4. S600



$\text{ØA} = 69,5$   
 $\text{ØB} = 63,5$   
 $\text{ØC} = 15,5$   
 $\text{ØD} = 90,0$   
 N°Furos = 4  
 Estrias = 21

**Montadora**    **N° Original**

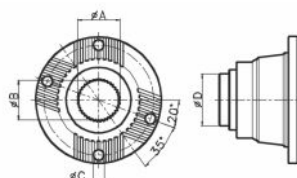
Volvo    1662790  
 8172618

**Aplicação**

Câmbio VT: FH Imp. / N10 / N12 / N21 / N212

### KPFLRE3610

1. x-x-x
2. x-x-x
3. x-x-x
4. S610



$\text{ØA} = 65,3$   
 $\text{ØB} = 61,0$   
 $\text{ØC} = 15,5$   
 $\text{ØD} = 78,7$   
 N°Furos = 4  
 Estrias = 31

**Montadora**    **N° Original**

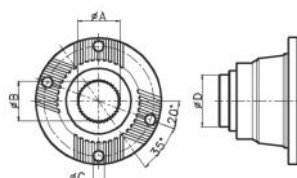
Mercedes Benz    9423531245  
 9423530745

**Aplicação**

Diferencial: 1944 / 3340 / 3344 / 4140 / 4144 AXOR

### KPFLRE3617

1. x-x-x
2. x-x-x
3. x-x-x
4. S617



$\text{ØA} = 60,5$   
 $\text{ØB} = 56,0$   
 $\text{ØC} = 15,5$   
 $\text{ØD} = 80,0$   
 N°Furos = 4  
 Estrias = 28

**Montadora**    **N° Original**

Mercedes Benz    6933500045  
 6933530045

**Aplicação**

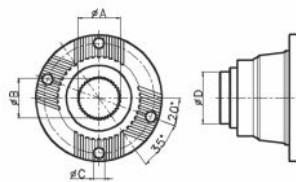
Diferencial: 2428 / 2831 AXOR



# Flange de Acoplamento Base Estriada

## KPFLRE3631

1. x-x-x
2. x-x-x
3. x-x-x
4. S631

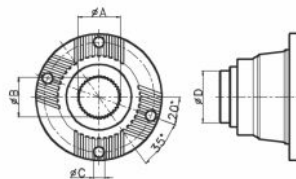


$\varnothing A = 69,5$   
 $\varnothing B = 63,5$   
 $\varnothing C = 15,5$   
 $\varnothing D = 90,0$   
 N°Furos = 4  
 Estrias = 21

Montadora	N° Original	Aplicação
DAF	1952625	CF-85 / XF105
Ford	BH2X4858AA	Cargo 2042 / 2542 / 2842
Volkswagen	2V2525283B	19.420 / 25.420 / 32.360
Volvo	1672275 3152328	Diferencial: FH / NH / FM / FMX

## KPFLRE3662

1. x-x-x
2. x-x-x
3. x-x-x
4. S662

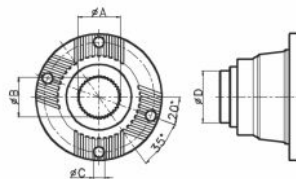


$\varnothing A = 65,3$   
 $\varnothing B = 61,0$   
 $\varnothing C = 15,5$   
 $\varnothing D = 78,8$   
 N°Furos = 4  
 Estrias = 31

Montadora	N° Original	Aplicação
Mercedes Benz	9423531045 9423530645	Diferencial: 2638 CANAVIEIRO

## KPFLRE3672

1. x-x-x
2. x-x-x
3. x-x-x
4. S672



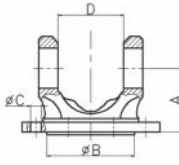
$\varnothing A = 51,0$   
 $\varnothing B = 47,5$   
 $\varnothing C = 15,5$   
 $\varnothing D = 68,0$   
 N°Furos = 4  
 Estrias = 19

Montadora	N° Original	Aplicação
Volvo	20706913 21713143	Diferencial: FH 420 - 520




**KPFLO4349**

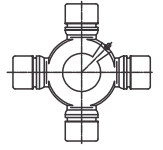
1. 02-251
2. AT1349
3. x-x-x
4. x-x-x



$\text{ØA} = 55,0$   
 $\text{ØB} = 82,5$   
 $\text{ØC} = 10,2$   
 $\text{ØD} = 62,0$   
 N°Furos = 6

**Cruzeta**
**KPCZ227**

1. 5-12213XS
2. CR1301
3. CZ227


**Montadora N° Original**

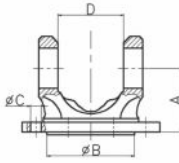
Mercedes Benz 312411111  
3024110011

**Aplicação**

L1111 / LP321 / O321

**KPFLO4350**

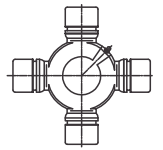
1. 3-2-1139
2. AT1350
3. HFL604
4. S302



$\text{ØA} = 61,0$   
 $\text{ØB} = 82,5$   
 $\text{ØC} = 10,2$   
 $\text{ØD} = 62,0$   
 N°Furos = 8

**Cruzeta**
**KPCZ227**

1. 5-12213XS
2. CR1301
3. CZ227


**Montadora N° Original**

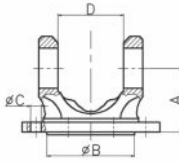
Mercedes Benz 3524110011

**Aplicação**

1113L - LK - LO - LP - LPO / 1114L - LK - LPO / 1115L / 1118L - LK / 1214L - LK /  
 1313L - LK - LA / 1314L - LAK - LK / 1315K / 1316L - LK / 1317L - LK / 1318L - LK /  
 1414LK / 1418LA - LAK / 1413L - LK / 1515L - LK / 1516L - LK / 1517L - LK / 1518L -  
 LK / 1614L - LK / 1718A / 2013L / 2014L / 2213L - LB / 2214L / 2215L / 2216L - LB /  
 2217L / 2314L / 6085L / 709L / 812LO / 814LO / 912L / 914LO / O352 / O362 / O364 /  
 OF1113 / OF1115L / OF1313 / OF1315

**KPFLO4351**

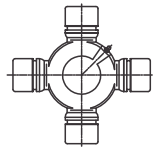
1. x-x-x
2. AT1351
3. x-x-x
4. S384



$\text{ØA} = 71,0$   
 $\text{ØB} = 82,5$   
 $\text{ØC} = 10,2$   
 $\text{ØD} = 82,5$   
 N°Furos = 8

**Cruzeta**
**KPCZ227**

1. 5-12213XS
2. CR1301
3. CZ227


**Montadora N° Original**

Mercedes Benz 3524110211

**Aplicação**

L2213 / L2216 / LB2216 / LK2213 / LK2216 / Entre Eixos

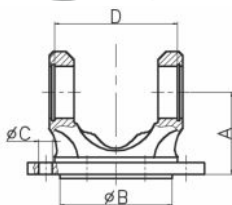




## Flange de Articulação Redonda Fixação Externa por Presilhas

### KPFLO4352

1. 02-334
2. AT1352
3. RFL603
4. S359

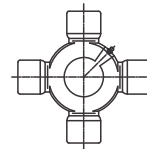


$\text{ØA} = 72,0$   
 $\text{ØB} = 90,0$   
 $\text{ØC} = 120,3$   
 $\text{ØD} = 120,3$   
**NºFuros = 8**

**Cruzeta**

### KPCZ228

1. 5-12100XS
2. CZ228
3. CR1302



**Montadora Nº Original**

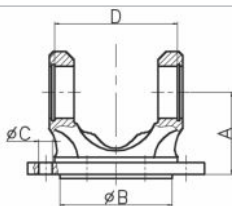
**Aplicação**

Mercedes Benz 3364110011

1218L / 1313LA / 1314LAK / 1319L / 1418EL - L - LA - LAK - LK / 1519L - LK - LS / 1618L - LK / 1718A - K - L / 2216L - LB - LK / 2220L - LB - LK / 2318 / O326 / O364 / OF1618 / OH1318 / OH1419 / OH1517 / OH1520

### KPFLO4353

1. x-x-x
2. AT1353
3. x-x-x
4. S354

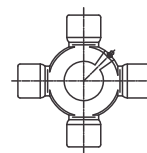


$\text{ØA} = 90,0$   
 $\text{ØB} = 90,0$   
 $\text{ØC} = 12,0$   
 $\text{ØD} = 125,5$   
**NºFuros = 8**

**Cruzeta**

### KPCZ229

1. 5-12219X
2. CZ229
3. CR1304



**Montadora Nº Original**

**Aplicação**

Mercedes Benz 3854111811  
3954111811

2219 / 0370 / 0371

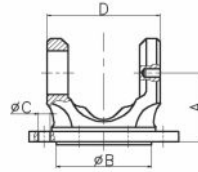




## Flange de Articulação Redonda Fixação por Parafusos

**KPFLO4057**

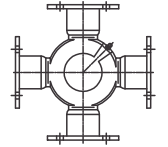
1. 6.5-2-329
2. AT1057
3. HFL605
4. S401



$\text{ØA} = 86,0$   
 $\text{ØB} = 196,8$   
 $\text{ØC} = 7/16''$   
 $\text{ØD} = 191,8$   
 N°Furos = 12

**Cruzeta**
**KPCZ270**

1. 5-281XS
2. CR1008
3. CZ270


**Montadora N° Original**
**Aplicação**

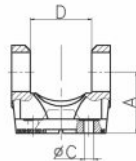
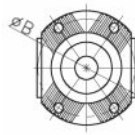
Scania	1672353
Volvo	6885644

R112 / T112 / T113
N10 / N12 / NL10 / NL12

## Flange de Articulação Redonda Estriada Fixação Interna por Presilhas

**KPFLES6612**

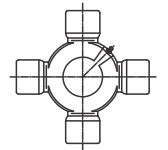
1. x-x-x
2. x-x-x
3. x-x-x
4. S612



$\text{ØA} = 114,0$   
 $\text{ØB} = 165,0$   
 $\text{ØC} = 15,5$   
 $\text{ØD} = 123,0$   
 N°Furos = 4

**Cruzeta**
**KPCZ278**

1. x-x-x
2. CR1315
3. CZ278

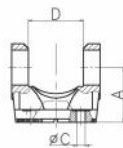
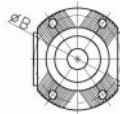

**Montadora N° Original**
**Aplicação**

Mercedes Benz	6594110111 6564110301
---------------	--------------------------

1944 / AXOR 3340
------------------

**KPFLES6629**

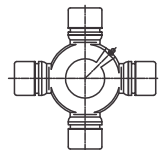
1. x-x-x
2. x-x-x
3. x-x-x
4. S629



$\text{ØA} = 101,5$   
 $\text{ØB} = 150,0$   
 $\text{ØC} = 15,5$   
 $\text{ØD} = 95,0$   
 N°Furos = 4


**Cruzeta**
**KPCZ276**

1. 5-12018X
2. CR1308
3. CZ276

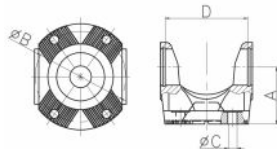

**Montadora N° Original**
**Aplicação**

Mercedes Benz	6564110011
---------------	------------

1932 / 1935 CHASSI PRETO / AXOR 2540
--------------------------------------


**KPFLES6204**

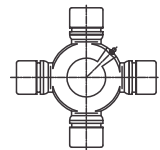
1. x-x-x
2. x-x-x
3. s-s-s
4. S204



$\text{ØA} = 97,0$   
 $\text{ØB} = 140,0$   
 $\text{ØC} = 13,0$   
 $\text{ØD} = 139,0$   
 N°Furos = 4

**Cruzeta**
**KPCZ286**

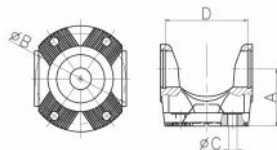
1. x-x-x
2. CR1311
3. CZ286


**Montadora N° Original**
**Aplicação**

Mercedes Benz	3894110411 6544110511	2635 CHASSI PRETO
---------------	--------------------------	-------------------

**KPFLES6362**

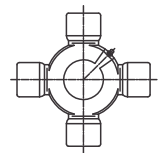
1. x-x-x
2. x-x-x
3. x-x-x
4. S362



$\text{ØA} = 76,7$   
 $\text{ØB} = 130,0$   
 $\text{ØC} = 13,0$   
 $\text{ØD} = 129,9$   
 N°Furos = 4

**Cruzeta**
**KPCZ271**

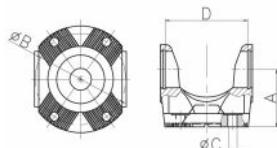
1. SPL90-1XS
2. CR1017
3. CZ271


**Montadora N° Original**
**Aplicação**

Mercedes Benz	0004111245	ATEGO 1315
---------------	------------	------------

**KPFLES6644**

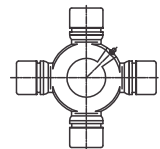
1. x-x-x
2. x-x-x
3. x-x-x
4. S644



$\text{ØA} = 98,5$   
 $\text{ØB} = 130,0$   
 $\text{ØC} = 13,0$   
 $\text{ØD} = 139,0$   
 N°Furos = 4

**Cruzeta**
**KPCZ286**

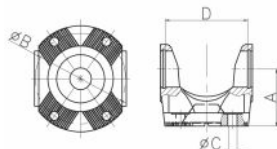
1. x-x-x
2. CR1311
3. CZ286


**Montadora N° Original**
**Aplicação**

Mercedes Benz	-	AXOR 2835
Volkswagen	-	TGX24440 / TGX29440 / TGX33440

**KPFLES6667**

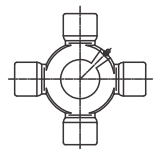
1. 2045002
2. AT1078
3. RFL625
4. S667



$\text{ØA} = 110,0$   
 $\text{ØB} = 150,0$   
 $\text{ØC} = 15,5$   
 $\text{ØD} = 151,0$   
 N°Furos = 4

**Cruzeta**
**KPCZ213**

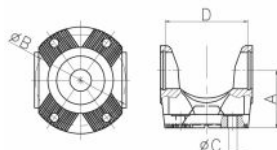
1. 1-2045005
2. CR1084
3. CZ213


**Montadora N° Original**
**Aplicação**

DAF	-	XF105FTT 2012 até 2015
IVECO	931910200	STRALIS 740S46TZ
MAN	-	TGX2844D
Volkswagen	2U2521145	31-330 / CONSTELLATION 31-390
Volvo	1651247	FH13 / FH450 / FH460 / FH500 / FH540

**KPFLES6669**

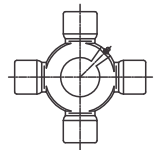
1. 2065002
2. x-x-x
3. RFL626
4. S669



$\text{ØA} = 101,5$   
 $\text{ØB} = 150,0$   
 $\text{ØC} = 15,5$   
 $\text{ØD} = 171,6$   
 N°Furos = 4

**Cruzeta**
**KPCZ214**

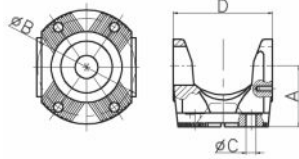
1. 1-2060005
2. CR1083
3. CZ214


**Montadora N° Original**
**Aplicação**

IVECO	93163687	STRALIS 740S46TZ / 570S38T / STRALLIS 740S41
Volkswagen	2U2521145A	26-420 / CONSTELLATION 19-420 - 25-390 - 19-330 / TGX 28-440
Volvo	20471436	FH420 / FH440 / FH460 / FH500 / FM420 / FM440 / FM460 / FM480 / FM500 / FMX420 / FMX460 / FMX500


**KPFLES6075**

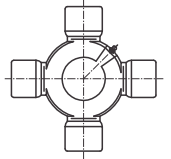
1. 140-2-25
2. AT1075
3. x-x-x
4. S355



$\text{ØA} = 79,0$   
 $\text{ØB} = 130,0$   
 $\text{ØC} = 13,0$   
 $\text{ØD} = 140,0$   
 N°Furos = 4

**Cruzeta**
**KPCZ290**

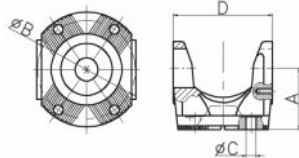
1. SPL140-1XS
2. CR1310
3. CZ290


**Montadora N° Original**
**Aplicação**

Mercedes Benz	0004111145	OF1722 / ATEGO 1418 / ATEGO 1725
Volvo	-	VM240

**KPFLES6203**

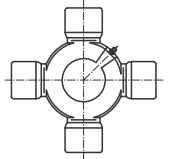
1. 250-2-15
2. AT1074
3. RFL613
4. S203



$\text{ØA} = 94,0$   
 $\text{ØB} = 150,0$   
 $\text{ØC} = 15,5$   
 $\text{ØD} = 152,0$   
 N°Furos = 4

**Cruzeta**
**KPCZ232**

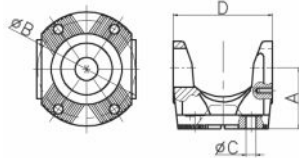
1. SPL250-1XS
2. CR1013
3. CZ232


**Montadora N° Original**
**Aplicação**

IVECO	93316600 503120288	450E31 / CAVALLINHO 450E32T / Cursor 450E37 / Cursor 8.190E31 / Cursor 8450E31 / Eurotech HM200E37 / Eurotech HM450E37 / Powerstar / Strallis HD3805
Mercedes Benz	0004110645 0004110745	1634LS / 1933 AXOR / 1938L - LS / 2428 ATEGO / 2428 / 2533 AXOR / 2638L - LK - LS / 2726LS / 2729 ATRON - LS / 2831 AXOR / 1718 / 1830 / 1836 / 2036 / 2042 / O500M - MA - R - RS - RSD - UA
Volkswagen	-	31.320 Constellation
Volvo	8127207	FH12 / FM10 / FM12 / FM370 / NH12 / VM300 / VM330

**KPFLES6355**

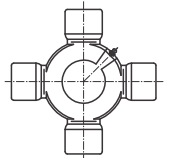
1. 140-2-15
2. x-x-x
3. x-x-x
4. x-x-x



$\text{ØA} = 82,0$   
 $\text{ØB} = 130,0$   
 $\text{ØC} = 13,0$   
 $\text{ØD} = 127,8$   
 N°Furos = 4

**Cruzeta**
**KPCZ290**

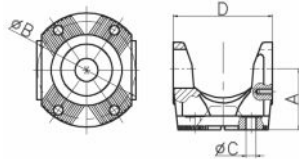
1. SPL140-1XS
2. CR1310
3. CZ290


**Montadora N° Original**
**Aplicação**

Mercedes Benz	-	ATEGO 1418 / 1419 / 1719 / 1726 / 1729 / 2425 / 2426 / 2429 / ATRON 1719 / 2324
Volvo	-	Vm210 / VM220 / VM240 / VM260 / VM270

**KPFLES6369**

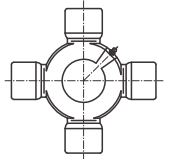
1. 170-2-45
2. AT1354
3. x-x-x
4. S369



$\text{ØA} = 110,0$   
 $\text{ØB} = 140,0$   
 $\text{ØC} = 13,0$   
 $\text{ØD} = 153,2$   
 N°Furos = 4

**Cruzeta**
**KPCZ284**

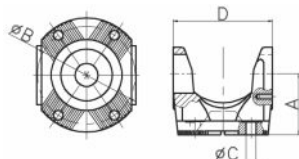
1. SPL170-1XS
2. CR1012
3. CZ284


**Montadora N° Original**
**Aplicação**

Mercedes Benz	0004110545 0004111545	2635 / 2638 / 2640 / 2641 / 2644 / 3131 / 3340 / 3341 / 3344 / 4140 / 4141 / 4144
---------------	--------------------------	---

**KPFLES6399**

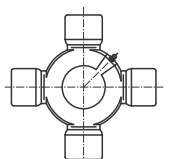
1. x-x-x
2. x-x-x
3. x-x-x
4. S399



$\text{ØA} = 110,0$   
 $\text{ØB} = 130,0$   
 $\text{ØC} = 13,0$   
 $\text{ØD} = 153,2$   
 N°Furos = 4

**Cruzeta**
**KPCZ284**

1. SPL170-1XS
2. CR1012
3. CZ284


**Montadora N° Original**
**Aplicação**

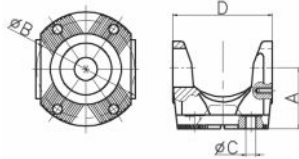
Mercedes Benz	6564110311 6544110411	1748 / 1850 / AXOR 2625K / 2628K / 2628B / 2726 / 2825KB / 2826KB / 2831K / 2831B / 2826 / 3331AK / 4148AK / 4140AK / 2631A / 2634AK / 2650A
---------------	--------------------------	--



## Flange de Articulação Redonda Estriada Fixação por Parafusos

### KPFLES6657

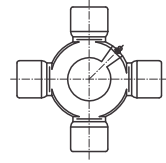
1. 170-2-35
2. AT1076
3. x-x-x
4. S657



$\text{ØA} = 111,0$   
 $\text{ØB} = 150,0$   
 $\text{ØC} = 15,5$   
 $\text{ØD} = 153,2$   
 $\text{N}^\circ \text{Furos} = 4$

### Cruzeta KPCZ284

1. SPL170-1XS
2. CR1012
3. CZ284



#### Montadora N° Original

Volvo 8127229

#### Aplicação

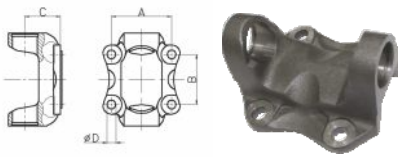
FH12 / FM12 / NH12



## Flange de Articulação Retangular Fixação Externa por Presilhas

### KPFLQ5070

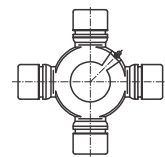
1. 2-2-479
2. AT1070
3. HFL606
4. S133



$\text{ØA} = 73,0$   
 $\text{ØB} = 61,0$   
 $\text{ØC} = 36,0$   
 $\text{ØD} = 11,2$   
 $\text{N}^\circ \text{Furos} = 4$

### Cruzeta KPCZ121

1. 5-153XS
2. CR1001
3. CZ121



#### Montadora N° Original

Ford BCOC4866A

GM 7317985

Volkswagen 2994951

#### Aplicação

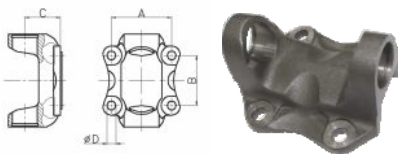
F350 (56 a 77) / F100 (58 a 68)

A/C/D 10 - 14 - 15

D400 de 69 em diante

### KPFLQ5071

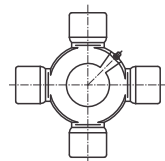
1. 4-2-669
2. AT1071
3. HFL611
4. S131



$\text{ØA} = 92,5$   
 $\text{ØB} = 77,5$   
 $\text{ØC} = 50,0$   
 $\text{ØD} = 13,0$   
 $\text{N}^\circ \text{Furos} = 4$

### Cruzeta KPCZ256

1. 5-275XS
2. CR1006
3. CZ256



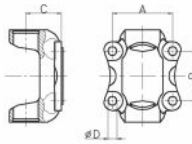

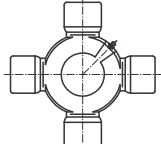
#### Montadora N° Original

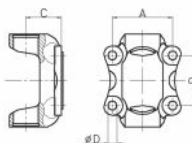

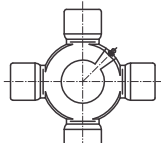
GM 94622054  
94622084  
52270243

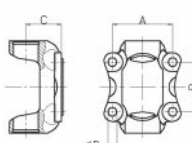

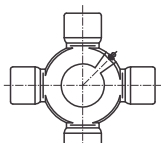
#### Aplicação

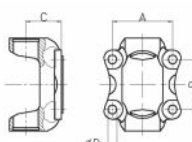

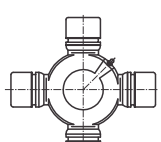
A/C/D 64 - 65 - 68 - 74 - 75 - 78 - 85 - 88 - 95 - 98

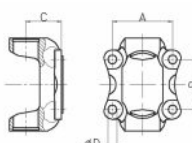

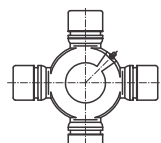


<b>KPFLQ5072</b> 1. 3-2-479 2. AT1072 3. HFL610 4. S135			<b>ØA = 92,5</b> <b>ØB = 77,5</b> <b>ØC = 51,0</b> <b>ØD = 13,0</b> <b>NºFuros = 4</b>	<b>Cruzeta</b> <b>KPCZ254</b> 1. 5-263XS 2. CR1005 3. CZ254	
Ford	CITT4866A	F700 / F750 / F7000 / F11000 / F12000 / F13000 / CARGO 1514 / 1521 / 1722 / 2622 / 2628 / 3530			
GM	9298975	A/C/D 65 - 68 - 74 - 75 - 78			
Volkswagen	TL7525285	11-130 / 13-130 / 7-110S / D950 / D1400 / E13 / E21			

<b>KPFLQ5073</b> 1. 2-2-489 2. AT1073 3. x-x-x 4. x-x-x			<b>ØA = 73,0</b> <b>ØB = 61,2</b> <b>ØC = 39,0</b> <b>ØD = 11,2</b> <b>NºFuros = 4</b>	<b>Cruzeta</b> <b>KPCZ252</b> 1. 5-2373XS 2. CR1003 3. CZ252	
GM	-	Blazer / S10			
Volkswagen	-	P400			

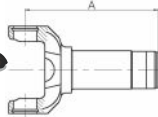
<b>KPFLQ5077</b> 1. 3-2-159 2. AT1077 3. HFL609 4. S130			<b>ØA = 73,0</b> <b>ØB = 61,2</b> <b>ØC = 43,5</b> <b>ØD = 11,2</b> <b>NºFuros = 4</b>	<b>Cruzeta</b> <b>KPCZ210</b> 1. 5-160XS 2. CR1004 3. CZ210	
GM	3707776	A/C/D 64-65-68-74-75			
Volkswagen	2994235	D-P700 / 6.80 / 7.90S			

<b>KPFLQ5560</b> 1. 3-2-119 2. AT1560 3. HFL617 4. x-x-x			<b>ØA = 73,0</b> <b>ØB = 61,2</b> <b>ØC = 43,0</b> <b>ØD = 10,2</b> <b>NºFuros = 4</b>	<b>Cruzeta</b> <b>KPCZ208</b> 1. 5-178XS 2. CR1501 3. CZ208	
Toyota	3731598001	Bandeirantes / Jeep / Pick-Up - Lado Cardan e Diferencial			

<b>KPFLQ5561</b> 1. x-x-x 2. AT1561 3. HFL616 4. x-x-x			<b>ØA = 68,8</b> <b>ØB = 59,5</b> <b>ØC = 43,0</b> <b>ØD = 11,5</b> <b>NºFuros = 4</b>	<b>Cruzeta</b> <b>KPCZ208</b> 1. 5-178XS 2. CR1501 3. CZ208	
Toyota	3731598002	Jeep / Pick-Up - Lado Câmbio			



## Luva Deslizante Fixação Externa por Presilhas



### KPLVF7040

1. 2-3-128KXS
2. LV1040
3. HLV618



**A = 137,0**  
**ØB = 35,0**  
**ØC = 30,0**  
**Estrias = 16**

#### Contrapeça

### KPPTM8016

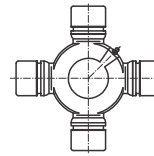
1. 3-53-1371
2. PT1016
3. RPT619



#### Cruzeta

### KPCZ121

1. 5-153XS
2. CR1001
3. CZ121



Montadora	Nº Original	Aplicação
Ford	BC8Y4841A	F-350 até dezembro de 1971 / Jeep / Pick-Up / Rural
GM	7317578 9317578	A/C/D 10-14-15 / Veraneio
Volkswagen	2994948	D-400
Volvo	6885530	B10M / B58 Ventilador

### KPLVF7041

1. 2-3-14501KX
2. LV1041
3. HLV609



**A = 153,0**  
**ØB = 35,0**  
**ØC = 30,0**  
**Estrias = 16**

#### Contrapeça

### KPPTM8017

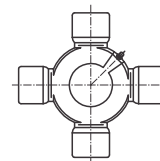
1. 2-53-501
2. PT1017
3. RPT626



#### Cruzeta

### KPCZ252

1. 5-2373XS
2. CR1003
3. CZ252



Montadora	Nº Original	Aplicação
Agrale	6003009006006	1600D / 1800D / 4500D / 5000D / 5010
Ford	BD2Y4841A	F350 / F400 / F2000 / F4000
GM	94628612	A/C/D 20-25 / S10 / S10 Turbo / Grand Blazer / Silverado
Scania	-	P-400

### KPLVF7042

1. 3-3-788KX
2. LV1042
3. HLV608



**A = 133,5**  
**ØB = 35,0**  
**ØC = 30,0**  
**Estrias = 16**

#### Contrapeça

### KPPTM8016

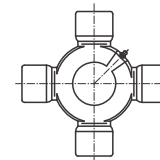
1. 3-53-1371
2. PT1016
3. RPT619



#### Cruzeta

### KPCZ210

1. 5-160XS
2. CR1004
3. CZ210



Montadora	Nº Original	Aplicação
Ford	BC8T4841A	F350 / F400 / F600 / F4000 / F11000
Volkswagen	2RD521353 2994926	D-700 / P-700 / 7-100 / 8-100

### KPLVF7043

1. 3-3-1601KXS
2. LV1043
3. HLV623



**A = 173,5**  
**ØB = 40,0**  
**ØC = 34,5**  
**Estrias = 16**

#### Contrapeça

### KPPTM8018

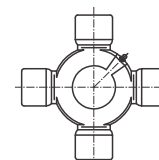
1. 3-53-451
2. PT1018
3. RPT616



#### Cruzeta

### KPCZ254

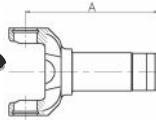
1. 5-263XS
2. CR1005
3. CZ254



Montadora	Nº Original	Aplicação
Agrale	-	1600D / 4500D / 5000D / 5010 / 6000D / 7000D / 7500TD
Ford	BD2T4841A TL1521353	F700 / F750 / F7000 / F11000 / F13000 / F14000 / F21000 / CARGO 1113 / 1114 / 1313 / 1314 / 1215 / 1415 / 1622 / 1623 / 2319 / 2422 / 2630 / 3021 / 3224 / 712 / 814 / 815 / 915
GM	9307587	A/C/D/ 60 - 64 - 65 - 68 - 74 - 75 - 78
Marcopolo	-	VOLARE W8 - W9
Volkswagen	2RO521131 2RO525717 4128595	7-110S / 8-120 / 8-140 / 8-150 / 9-150 / 9-140 / 11-130 / 11-140 / 11-160 / 13-130 / 14-140 / 12-140 / D950 / E13 / L80



## Luva Deslizante Fixação Externa por Presilhas



### KPLVF7044

1. 2-3-1421KX
2. LV1044
3. HLV617



**A = 128,0**  
**ØB = 31,9**  
**ØC = 27,0**  
**Estrias = 16**

#### Contrapeça

### KPPTM8015

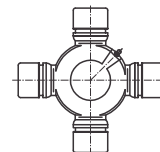
1. 40-1408
2. PT1015
3. RPT623



#### Cruzeta

### KPCZ121

1. 5-153XS
2. CR1001
3. CZ121



Montadora	Nº Original	Aplicação
Ford	TAAM4841A	Jeep / Pick-Up / Furgão / Rural - F75 / F100
GM	-	C10 / C14 67 a 75
Volkswagen	2115013281	Kombi 1600 - Pick-Up - Furgão - 75 a 77

### KPLVF7049

1. 4-3-1241KXS
2. LV1049
3. RLV616



**A = 174,8**  
**ØB = 44,4**  
**ØC = 38,0**  
**Estrias = 16**

#### Contrapeça

### KPPTM8027

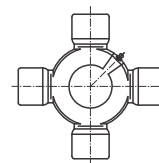
1. 4-53-61
2. PT1027
3. RPT617



#### Cruzeta

### KPCZ256

1. 5-275XS
2. CR1006
3. CZ256



Montadora	Nº Original	Aplicação
Ford	85HU4841A	Cargo 1114-1116-1117-1119-1215-1218-1225-1314-1317-1415-1418-1514-1517-1615-1617-1618-2217-2218/F14000
GM	94625916	A/C/D 64-65-68-74-75-78-85-88-95-98
Volkswagen	T11522135 2S0521131	10-160 / 12-170BT / 12-190E / 13-170 / 13-180 CONSTELLATION - WORKER 14-150 / 14-170 / 15-170 WORKER / 15-180 / 15-190 / 16-170 / 8-160OD / 8-160 / 9-160OD / 9-160

### KPLVF7050

1. 4-3-1241KX1
2. LV1050
3. RLV632



**A = 174,8**  
**ØB = 44,4**  
**ØC = 38,0**  
**Estrias = 16**

#### Contrapeça

### KPPTM8020

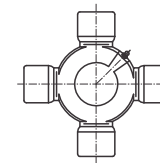
1. 4-40-761
2. PT1020
3. RPT606



#### Cruzeta

### KPCZ256

1. 5-275XS
2. CR1006
3. CZ256



Montadora	Nº Original	Aplicação
Ford	BF1X4841A	Cargo 1215-1415-1617 / F14000 / F22000
GM	7322139	A/C/D 64-65-68-74-75-78-85-88-95-98
IVECO	-	Eurocargo 120E 15N - 150E 20T - 160E 23N - 160E 23T
Mercedes Benz	-	1114L / 12-140T / 12-170BT / 1214C - K / 13-150 / 13-170 / 14-170 / 15-170 WORKER / 22-160 / 712 / 815 ACCELO / 914C - L / 915C ACCELO / LO615 / LO712E / LO812 / LO814 / LO815 / LO914 / LO915 / LO915E / LO916
Volkswagen	T2D521353	12-140 / 12-170 / 13-150 / 13-180 CONSTELLATION - WORKER / 14-150 / 14-170 / 15-180 / 16-170 / 22-160

### KPLVF7061

1. 3-3-2041KX
2. LV1061
3. HLV621



**A = 143,0**  
**ØB = 38,1**  
**ØC = 33,0**  
**Estrias = 16**

#### Contrapeça

### KPPTM8026

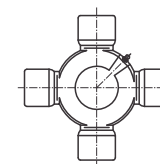
1. 53-1443
2. PT1026
3. RPT621



#### Cruzeta

### KPCZ210

1. 5-160XS
2. CR1004
3. CZ210



Montadora	Nº Original	Aplicação
Mercedes Benz	6904100108	Sprinter
Volkswagen	2994940	6-80 / 6-90 / 6-140 / 7-90S



## Luva Deslizante Fixação Externa por Presilhas

### KPLVF7062

1. 3-3-118KX1
2. LV1062
3. HLV605



**A = 165,0**  
**ØB = 38,1**  
**ØC = 33,0**  
**Estrias = 16**

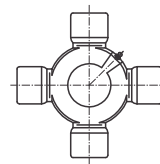
### Contrapeça KPPTM8029

1. 3-40-1901
2. PT1029
3. HPT601



### Cruzeta KPCZ210

1. 5-160XS
2. CR1004
3. CZ210



Montadora	Nº Original	Aplicação
Agrale	6006009073007 6007009073007	1800MA / 4500D / MA5.5T / 5000D / 5010 / 6000D / 7000D - DX / 7500TD
Ford	90TU4841AA	F1000 - 4x2 - 4x4 - Turbo
GM	93258552	A/C/D 20 / Bonanza 4x2
Marcopolo	-	Volare A5 / A6 / A8
Mercedes Benz	-	709L / 710L

### KPLVF7063

1. 90-3-21X
2. LV1063
3. HLV619



**A = 256,0**  
**ØB = 49,2**  
**ØC = 46,0**  
**Estrias = 30**

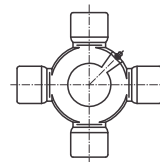
### Contrapeça KPPTM8031

1. 90-40-11
2. PT1031
3. RPT624



### Cruzeta KPCZ271

1. SPL90-1XS
2. CR1017
3. CZ271



Montadora	Nº Original	Aplicação
Agrale	6012009020008	13000E
Ford	BG4X4841AA	Cargo 1319 - 1517E - 1519 / 1719
GM	-	13000 / 4x2
Mercedes Benz	6954100008	1016L Accelo / 1214 - 1215 C - Cara Chata / 1218L - LR / 1315 Atego / 1318E - L - LK / 1319 Atron / 1418 K - LR - L - Atego / 1421L / 1518 Atego / 1620L / 1621L / 1718 Atego / 1720 / OF1218 / OF1417 / OF1418 / OF1519 / OF1721 / OH1417 / OH1418 / OH1420 / OH1421 / OH1518 / OH1519
Volkswagen	2TG521353	13-190 WORKER - CONSTELLATION / 15-190 CO - CONSTELLATION - WORKER OD / 16-200 / 17-190 WORKER - CONSTELLATION / 17-210OD / 17-230OD
Volvo	20522872	VM210

### KPLVF7065

1. 03-466XL
2. LV1065
3. x-x-x



**A = 268,0**  
**ØB = 63,5**  
**ØC = 55,0**  
**Estrias = 16**

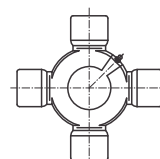
### Contrapeça KPPTM8034

1. 6-40-621
2. PT1034
3. RPT608



### Cruzeta KPCZ265

1. 5-12062XS
2. CR1010
3. CZ265



Montadora	Nº Original	Aplicação
Scania	294665	P40 / R113 / R114 / R124 / R143 / T113 / T114 / T124 / T143

### KPLVF7250

1. 3-3-1481KX
2. LV1250
3. HLV606



**A = 145,0**  
**ØB = 35,0**  
**ØC = 30,0**  
**Estrias = 16**

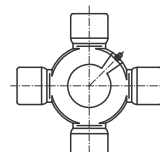
### Contrapeça KPPTM8230

1. 3-53-1361
2. PT1230
3. RPT620



### Cruzeta KPCZ210

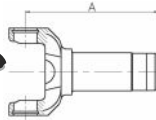
1. 5-160XS
2. CR1004
3. CZ210



Montadora	Nº Original	Aplicação
GM	3707216	A/C/D 20 - 40 - 64 - 65 - 68 -74 - 75 - 78 / Grand Blazer / Silverado Turbo / 6.100 / 6.150



## Luva Deslizante Fixação Externa por Presilhas



### KPLVF7345

1. 03-423XS
2. LV1345
3. HLV602



**A = 275,0**  
**ØB = 63,5**  
**ØC = 55,0**  
**Estrias = 16**

#### Contrapeça

### KPPTM8328

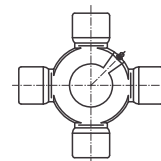
1. 40-1560
2. PT1328
3. RPT618



#### Cruzeta

### KPCZ228

1. 5-12100XS
2. CZ228
3. CR1302



#### Montadora N° Original

Mercedes Benz 3354100308

#### Aplicação

1218L / 1313LA / 1314LAK / 1319L / 1418LA - LAK - LK - L - EL / 1519L - LK - LS / 1619L - LK / 1718A - K - L / 2219L - LB - LK / 2220 / O326 / O355 / O364 / OF1318 / OH1318 / OH1419 / OH1517 / OH1520

### KPLVF7348

1. 3-3-1601KX1
2. LV1348
3. HLV607



**A = 173,0**  
**ØB = 40,0**  
**ØC = 34,5**  
**Estrias = 16**

#### Contrapeça

### KPPTM8028

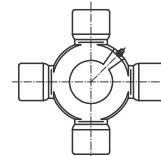
1. 3-40-1571
2. PT1028
3. RPT614



#### Cruzeta

### KPCZ254

1. 5-263XS
2. CZ254
3. CR1005



#### Montadora N° Original

Agrale -  
 Ford T11521353  
 Mercedes Benz 6884100008  
 Volkswagen 4183221

#### Aplicação

6.0TCA / 7500TDX / 8500 / MA7.5T / MA8.5T  
 F22000 Canavieiro  
 709L / 710E - L - Plus / 712LO / 715 ACCELO / 908LO / 812LO / 912L  
 11-130 / 11-140 / 12140OH / 13-130 / 14-140 / E-21

### KPLVF7450

1. 03-334XL2
2. LV1450
3. RLV612



**A = 237,0**  
**ØB = 50,8**  
**ØC = 44,0**  
**Estrias = 16**

#### Contrapeça

### KPPTM8420

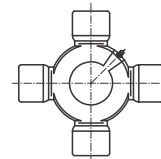
1. 40-1722
2. PT1420
3. RPT615



#### Cruzeta

### KPCZ251

1. 5-12276XS
2. CZ251
3. CR1401



#### Montadora N° Original

Scania 173766

#### Aplicação

BR111 / BR115 / BR116 / F112 / F113 / K112 / L101 / L110 / L111 / LKS111 / LS101 / LS111 / R112 / R142 / S112 / T112

### KPLVF7451

1. 03-541XL
2. LV1451
3. HLV613



**A = 268,0**  
**ØB = 62,2**  
**ØC = 52,3**  
**Estrias = 12**

#### Contrapeça

### KPPTM8421

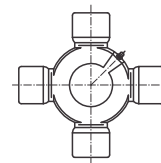
1. 40-1723
2. PT1421
3. RPT611



#### Cruzeta

### KPCZ255

1. 5-12278XS
2. CZ255
3. CR1009



#### Montadora N° Original

Scania 207989

#### Aplicação

L110 / L111 / L113 / LK111 / LK140 / LK141 / LKS111 / LKS140 / LKT141 / LS110 / LS111 / LT111 / R112 / R142 / T112 / T113 / T142

### KPLVF7550

1. x-x-x
2. LV1550
3. RLV624



**A = 145,0**  
**ØB = 33,3**  
**ØC = 30,2**  
**Estrias = 20**

#### Contrapeça

### KPPTM8530

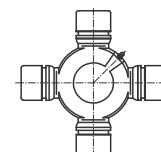
1. x-x-x
2. PT1530
3. RPT627



#### Cruzeta

### KPCZ208

1. 5-178XS
2. CR1501
3. CZ208



#### Montadora N° Original

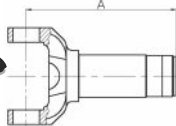
Toyota 3737398001  
 3731398002

#### Aplicação

Bandeirantes Jeep - Pick-Up 78 em diante



## Luva Deslizante Fixação Interna por Presilhas



### KPLVF7343

1. 03-339XS
2. LV1343
3. HLV601



**A = 220,0**  
**ØB = 50,8**  
**ØC = 41,1**  
**Estrias = 16**

#### Contrapeça

### KPPTM8332

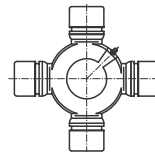
1. 54-442C
2. PT1332
3. RPT604



#### Cruzeta

### KPCZ227

1. 5-12213XS
2. CR1301
3. CZ227



#### Montadora Nº Original

#### Aplicação

Mercedes Benz	3444100108 3444100188	1113L - LK - LO - LP - LPO / 1114L - LK - LPO / 1115L / 1118L - LK / 1214L - LK / 1313L - LK - LA / 1314L - LAK - LK / 1315K / 1316L - LK / 1317L - LK / 1318L - LK / 1414LK / 1418LA - LAK - LK / 1413L - LK / 1515L - LK / 1516L - LK / 1517L - LK / 1518L - LK / 1614L - LK / 1718A / 2013L / 2014L / 2213L - LB / 2214L / 2215L / 2216L - LB / 2217L - LB / 608L / 709L / 809LO / 812LO / 912L / O321 / O352 / O362 / O364 / OF1113 / OF1115L / OF1313 / OF1315
---------------	--------------------------	---

### KPLVF7344

1. x-x-x
2. LV1344
3. x-x-x



**A = 267,0**  
**ØB = 50,8**  
**ØC = 41,1**  
**Estrias = 16**

#### Contrapeça

### KPPTM8327

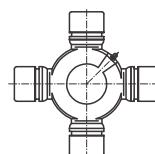
1. x-x-x
2. PT1327
3. x-x-x



#### Cruzeta

### KPCZ227

1. 5-12213XS
2. CR1301
3. CZ227

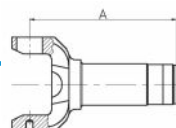


#### Montadora Nº Original

#### Aplicação

Mercedes Benz	3454117108 3454110005	L2213 / L2216 / LB2213 / LB2216 / LK2213 / LK2216
---------------	--------------------------	---

## Luva Deslizante Fixação Externa por Parafusos



### KPLVF7045

1. 6.5-3-1371KX
2. LV1045
3. HLV615



**A = 302,0**  
**ØB = 76,2**  
**ØC = 66,0**  
**Estrias = 16**

#### Contrapeça

### KPPTM8033

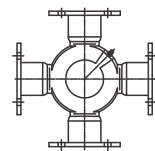
1. 8-40-101
2. PT1033
3. RPT610



#### Cruzeta

### KPCZ270

1. 5-281XS
2. CZ270
3. CR1008



#### Montadora Nº Original

#### Aplicação

Agrale	-	9200
Ford	BF5X4841A	Cargo 1532E - 4030
Mercedes Benz	-	O400RS / O400RSD / O400RSE / OH1636L
Navistar	-	9200 16TON - 24TON / 9800 50TON
Scania	1672507	R112 / T112 / T113
Volkswagen	2UU521353	18-130 Titan / 40-300
Volvo	6885656	B10R / N10 / N12 / NL10 / NL12

### KPLVF7046

1. 6.5-3-1351KX
2. LV1046
3. HLV626



**A = 260,0**  
**ØB = 76,2**  
**ØC = 66,0**  
**Estrias = 16**

#### Contrapeça

### KPPTM8033

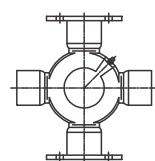
1. 8-40-101
2. PT1033
3. RPT610



#### Cruzeta

### KPCZ272

1. 5-510XS
2. CZ272
3. CR1016



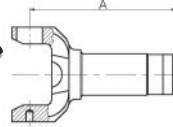
#### Montadora Nº Original

#### Aplicação

Mercedes Benz	-	OH1625L / OH1628L / OH1636L / O400 RS - RSD - RSE - UPA
---------------	---	---



## Luva Deslizante Fixação Externa por Parafusos



### KPLVF7060

1. 5-3-2261KX
2. LV1060
3. RLV611



**A = 274,0**  
**ØB = 50,8**  
**ØC = 44,0**  
**Estrias = 16**

#### Contrapeça

### KPPTM8022

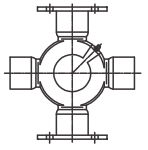
1. 5-40-1051
2. PT1022
3. RPT607



#### Cruzeta

### KPCZ264

1. 5-438XS
2. CR1007
3. CZ264



Montadora	Nº Original	Aplicação
Ford	88HU4841AA	Cargo 1419 - 1422 - 1618 - 1618B - 1619 - 1621 - 1622 - 1722E - 2221 - 2319 - 2322 - 2324 - 2630 - 3224 / F140000 / F16000
GM	93276293	12-170 / 14-190 / 15-190 / 16-220
IVECO	503356072	Eurocargo 150E 20T - 160E 23T - 160E 23T - 170E 22T
Mercedes Benz	3844100008	1218L - LK / 1418L - LK - LRLK - LK / 1620LK / 1621L / 1718A - K 1720K / 2318 / OF1318 / OF1618 / OF1620 / OH1318 / OH1420 / OH1421 / OH1520 / OH1521 / OH1621
Navistar	-	4900 24TON
Volkswagen	TE3521353	14-200 / 14-210 / 14-220 / 15-210 / 16-180 / 16-210CO / 16-220 / 17-220 / 22-210 / 24-220 WORKER / 24-250 WORKER / 26-300 WORKER / 31-320 CONSTELLATION

### KPLVF7064

1. 6-3-2651KX
2. LV1064
3. HLV614



**A = 297,0**  
**ØB = 63,5**  
**ØC = 55,0**  
**Estrias = 16**

#### Contrapeça

### KPPTM8034

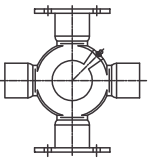
1. 6-40-621
2. PT1034
3. RPT608



#### Cruzeta

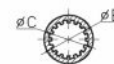
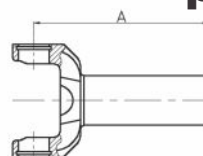
### KPCZ274

1. 5-515XS
2. CR1011
3. CZ274



Montadora	Nº Original	Aplicação
Agrale	-	MA15 / MA17
Ford	BF0X4841A BF1X4841C	Cargo 1521 - 1621 - 1624 - 1630 - 2321 - 2324 - 2422 - 2425 - 2630 - 3021 - 3224 - 3530
Mercedes Benz	-	1623L - LS / 1723 / 1723LS / O400 / OH1623
Navistar	-	4700 16TON / 4900 16TON - 24TON / 9200 24TON / 9800 50TON
Volkswagen	2Z0521131 AZ0521131	16-300 / 17-240OT / 17-260OT / 17-300 / 17-310 / 18-310OT / 18-320OT / 23-220 / 23-310 / 24-220 WORKER / 24-250 WORKER / 26-220 WORKER / 26-260 WORKER / 26-280 CONSTELLATION / 26-300 WORKER / 26-310 WORKER / 35-300
Volvo	-	Sitibus

## Luva Deslizante Retificada Fixação Externa por Presilhas



### KPLVF7150

1. 03-481X
2. LV1150
3. x-x-x

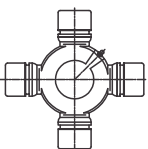


**A = 207,0**  
**ØB = 31,0**  
**ØC = 28,0**  
**Estrias = 28**

#### Cruzeta

### KPCZ121

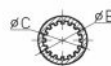
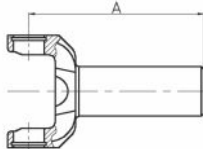
1. 5-153XS
2. CR1001
3. CZ121



Montadora	Nº Original	Aplicação
Ford	84TU4841A	F100 / F1000 / RURAL / PICK-UP de 75 a 78



## Luva Deslizante Retificada Fixação Externa por Presilhas



### KPLVF7251

1. 03-313X
2. LV1251
3. x-x-x

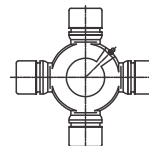


**A = 158,0**  
**ØB = 31,0**  
**ØC = 28,0**  
**Estrias = 28**

### Cruzeta

### KPCZ121

1. 5-153XS
2. CR1001
3. CZ121



**Montadora**    **Nº Original**

GM                    9307339

**Aplicação**

A/C/D 10 - 14 - 15 / Bonanza

### KPLVF7252

1. 03-438X
2. LV1252
3. x-x-x

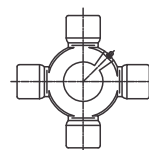


**A = 153,0**  
**ØB = 31,0**  
**ØC = 28,0**  
**Estrias = 28**

### Cruzeta

### KPCZ252

1. 5-2373XS
2. CR1003
3. CZ252



**Montadora**    **Nº Original**

GM                    94628613

**Aplicação**

A/C/D 10 - 20 - 24 - 25

### KPLVF7253

1. 2-3-14371X
2. LV1253
3. x-x-x



**A = 153,0**  
**ØB = 30,2**  
**ØC = 28,0**  
**Estrias = 27**

### Contrapeça

### KPPTM8535

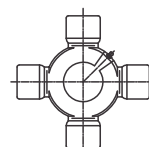
1. x-x-x
2. PT1535
3. x-x-x



### Cruzeta

### KPCZ252

1. 5-2373XS
2. CR1003
3. CZ252



**Montadora**    **Nº Original**

GM                    -

**Aplicação**

Blazer / S10

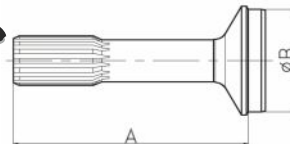


# LONTRA

INDÚSTRIA MECÂNICA DE PRECISÃO



## Ponteira Deslizante com Pescoço



### KPPTM8015

1. 40-1408
2. PT1015
3. RPT623



**A = 124,0**  
**ØB = 46,8**  
**ØC = 31,7**  
**ØD = 25,8**  
**Estrias = 16**

#### Contrapeça

### KPLVF7044

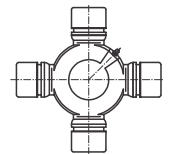
1. 2-3-1421KX
2. LV1044
3. HLV617



#### Cruzeta

### KPCZ121

1. 5-153XS
2. CR1001
3. CZ121



#### Montadora N° Original

Ford -

#### Aplicação

Jeep / Rural / Pick-Up / F-75 / F100

### KPPTM8020

1. 4-40-761
2. PT1020
3. RPT606



**A = 173,0**  
**ØB = 84,3**  
**ØC = 44,4**  
**ØD = 37,7**  
**Estrias = 16**

#### Contrapeça

### KPLVF7050

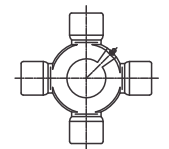
1. 4-3-1241KX1
2. LV1050
3. RLV632



#### Cruzeta

### KPCZ256

1. 5-275XS
2. CR1006
3. CZ256



#### Montadora N° Original

Ford -

Cargo 1114 - 1116 - 1117 - 1119 - 1215 - 1218 - 1225 - 1314 - 1317 - 1415 - 1418 - 1514 - 1517 - 1615 - 1617 - 1618 - 2217 - 2218 / F-12000 / F-14000HD / F-14000 / F-22000 Canavieiro

GM -

A/C/D 64 - 65 - 68 - 74 - 75 - 78 - 85 - 88 - 95 - 98

IVECO -

Eurocargo 120E 15N

Mercedes Benz -

1114L / 1214C Cara Chata - K / 615LO / 712E - LO / 712 / 814LO / 815 Accelo / 914C - L - LO / 915C - Accelo - E - LO / 916L

Volkswagen -

10-160 / 12-140T / 12-170BT / 12-190E / 13-150 / 13-170 / 13-180 CONSTELLATION - WORKER / 14-150 / 14-170 / 15-170 WORKER / 15-180 / 15-190 / 16-170 / 22-140 / 22-160 / 8-160OD / 8-160 / 9-160OD

### KPPTM8021

1. 2-40-1521
2. PT1021
3. RPT637



**A = 163,5**  
**ØB = 72,3**  
**ØC = 34,9**  
**ØD = 29,8**  
**Estrias = 16**

#### Contrapeça

### KPLVF7040

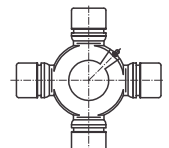
1. 2-3-128KXS
2. LV1040
3. HLV618



#### Cruzeta

### KPCZ121

1. 5-153XS
2. CR1001
3. CZ121



#### Montadora N° Original

Agrale -

1600D / 1800D / 4500D / 5000D / 5010D

Ford -

F-1000 Gasolina - Diesel - Turbo

GM -

A/C/D 14 - 20 - 24

### KPPTM8022

1. 5-40-1051
2. PT1022
3. RPT607



**A = 251,0**  
**ØB = 95,0**  
**ØC = 50,8**  
**ØD = 43,7**  
**Estrias = 16**

#### Contrapeça

### KPLVF7060

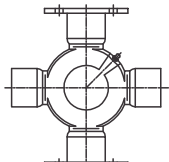
1. 5-3-2261KX
2. LV1060
3. RLV611



#### Cruzeta

### KPCZ264

1. 5-438XS
2. CR1007
3. CZ264



#### Montadora N° Original

Ford -

Cargo 1218 - 1419 - 1422 - 1618 - 1619 - 1621 - 1622 - 1722E - 2221 - 2319 - 2322 - 2324 - 2630 - 3224 / F14000 / F16000

GM -

12-170 / 14-190 / 15-190 / 16-220

IVECO -

Eurocargo 150E 20T - 160E 23T - 160E 23T - 170E 22T

Mercedes Benz  
3484100208  
6954110002

1218L - LK / 1318 / 1418EL - L - LK - LR / 1421L / 1618L - LK / 1620LK / 1621L / 1718K - A / 1720K / 2318 / OF1618 / OF1620 / OH1318 / OH1420 / OH1421 / OH1520 / OH1521

Navistar -

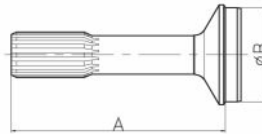
4900 24TON

Volkswagen -

14-200 / 14-210 / 14-220 / 15-210 / 16-180 / 16-210CO / 16-210 / 16-220 / 17-220 WORKER / 22-210 WORKER / 24-220 WORKER / 24-250 WORKER / 26-300 WORKER / 31-320 CONSTELLATION



## Ponteira Deslizante com Pescoço



### KPPTM8028

1. 3-40-1571
2. PT1028
3. RPT614



**A = 171,5**  
**ØB = 84,9**  
**ØC = 39,9**  
**ØD = 34,1**  
**Estrias = 16**

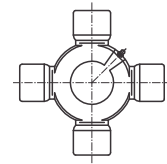
### Contrapeça KPLVF7348

1. 3-3-1601KX1
2. LV1348
3. HLV607



### Cruzeta KPCZ254

1. 5-263XS
2. CZ254
3. CR1005



Montadora	Nº Original	Aplicação
Agrale	-	6.0TCA / 7500TDX / 8500 / MA7.5T / MA8.5T
Ford	-	F-22000 Canavieiro
Mercedes Benz	6884110102	709L / 710L - E - Plus / 712LO / 715C - Accelo / 809LO / 812LO / 912L
Volkswagen	-	11-130 / 11-140 / 12-140 / 12-140H / 13-130 / 14-140 / E21

### KPPTM8029

1. 3-40-1901
2. PT1029
3. RPT601



**A = 165,0**  
**ØB = 72,3**  
**ØC = 38,1**  
**ØD = 32,5**  
**Estrias = 16**

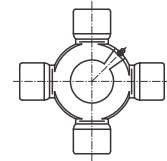
### Contrapeça KPLVF7062

1. 3-3-118KX1
2. LV1062
3. HLV605



### Cruzeta KPCZ210

1. 5-160XS
2. CR1004
3. CZ210



Montadora	Nº Original	Aplicação
Agrale	-	1800MA / 4500D / 5000D / 5010 / 6000 / 7000D - DX / 7500TD / MA5.5T / Volare
Ford	-	F1000 - 4x2 - 4x4 - Turbo
GM	-	A/C/D 20 / Bonanza Tração 4x2
Marcopolo	-	Volare A5 / A6 / A8
Mercedes Benz	-	709L / 710L

### KPPTM8031

1. 90-40-11
2. PT1031
3. RPT624



**A = 257,0**  
**ØB = 95,0**  
**ØC = 49,2**  
**ØD = 45,1**  
**Estrias = 30**

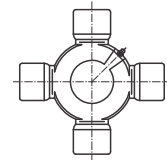
### Contrapeça KPLVF7063

1. 90-3-21X
2. LV1063
3. HLV619



### Cruzeta KPCZ271

1. SPL90-1XS
2. CR1017
3. CZ271



Montadora	Nº Original	Aplicação
Agrale	-	13000E
Ford	-	Cargo 1319 - 1517E - 1519 - 1719
GM	-	13000
Mercedes Benz	3844110002	1016L Accelo / 1214 - 1215C - Cara Chata / 1218L - LR / 1315 Atego / 1318E - L - LK / 1319 Atron / 1418 K - LR - L - Atego / 1421L / 1518 Atego / 1620L / 1621L / 1718 Atego / 1720 / OF1218 / OF1417 - OF1418 / OF1519 / OF1721 / OH1417 / OH1418 / OH1420 / OH1421 / OH1518 / OH1519
Volkswagen	-	13-190 WORKER - CONSTELLATION / 15-190 CO - CONSTELLATION - WORKER - OD / 16-200 / 17-190 WORKER - CONSTELLATION / 17-2100D / 17-2300D

### KPPTM8033

1. 8-40-101
2. PT1033
3. RPT610



**A = 293,0**  
**ØB = 101,7**  
**ØC = 76,2**  
**ØD = 65,5**  
**Estrias = 16**

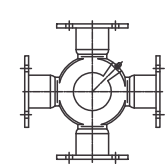
### Contrapeça KPLVF7045

1. 6.5-3-1371KX
2. LV1045
3. HLV615



### Cruzeta KPCZ270

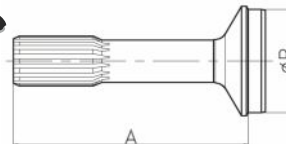
1. 5-281XS
2. CZ270
3. CR1008



Montadora	Nº Original	Aplicação
Agrale	-	9200
Ford	-	Cargo 1532E - 4030
Mercedes Benz	-	O400 RS - RSD - RSE / 1316L
Navistar	-	9200 16TON - 24TON / 9800 50TON
Scania	-	R112 / T112 / T113
Volkswagen	-	40-300
Volvo	6885550	B10 / N10 / N12 / NL10 / NL12



## Ponteira Deslizante com Pescoço



### KPPTM8034

1. 6-40-621
2. PT1034
3. RPT608



**A = 271,0**  
**ØB = 107,7**  
**ØC = 63,4**  
**ØD = 54,0**  
**Estrias = 16**

#### Contrapeça

### KPLVF7064

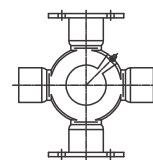
1. 6-3-2651KX
2. LV1064
3. HLV614



#### Cruzeta

### KPCZ274

1. 5-515XS
2. CR1011
3. CZ274



Montadora	Nº Original	Aplicação
Ford	-	Cargo 1521 / 1621 / 1624 / 1630 / 2321 / 2324 / 2422 / 2425 / 2428 / 2630 / 3021 / 3224 / 3530
Mercedes Benz	-	1623L - LS / 1723LS / O400 UPA / OH1623
Navistar	-	4700 16TON / 4900 TON 16TON - 24TONH / 9200 24TON / 9800 50TON
Volkswagen	-	16-300 / 17-300 / 17-310 / 23-220 / 23-310 / 24-220 WORKER / 24-250 WORKER / 26-220 WORKER / 26-260 WORKER / 26-300 WORKER / 26-310 WORKER / 35-300

### KPPTM8420

1. 40-1722
2. PT1420
3. RPT615



**A = 238,0**  
**ØB = 81,2**  
**ØC = 50,8**  
**ØD = 43,5**  
**Estrias = 16**

#### Contrapeça

### KPLVF7450

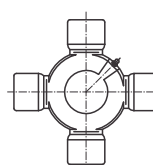
1. 03-334XL2
2. LV1450
3. HLV612



#### Cruzeta

### KPCZ251

1. 5-12276XS
2. CZ251
3. CR1401



Montadora	Nº Original	Aplicação
Scania	169110 1673460	BR111 / BR112 / BR116 / F112 / F113 / K112 / L101 / LS101 / L110 / LS110 / L111 / LK111 / LKS111 / LS111 / R112 / R142 / S112 / T112

### KPPTM8421

1. 40-1723
2. PT1421
3. RPT611



**A = 261,0**  
**ØB = 85,4**  
**ØC = 62,0**  
**ØD = 51,9**  
**Estrias = 12**

#### Contrapeça

### KPLVF7451

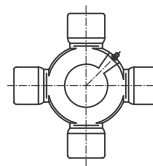
1. 03-541XL
2. LV1451
3. HLV613



#### Cruzeta

### KPCZ255

1. 5-12278XS
2. CZ255
3. CR1009



Montadora	Nº Original	Aplicação
Scania	208074	L110 / L111 / L113 / LK111 / LK140 / LK141 / LKS111 / LKS140 / LKS141 / LS110 / LS111 / LT111 / R112 / R142 / T112 / T113 / T142

### KPPTM8530

1. x-x-x
2. PT1530
3. RPT627



**A = 153,0**  
**ØB = 53,6**  
**ØC = 33,3**  
**ØD = 29,6**  
**Estrias = 20**

#### Contrapeça

### KPLVF7550

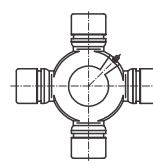
1. x-x-x
2. LV1550
3. RLV624



#### Cruzeta

### KPCZ208

1. 5-178XS
2. CR1501
3. CZ208



Montadora	Nº Original	Aplicação
Toyota	3732198001	Bandeirantes / Jeep - Pick-Up

### KPPTM8940

1. 6.5-40-191
2. x-x-x
3. RPT609



**A = 286,0**  
**ØB = 107,8**  
**ØC = 76,2**  
**ØD = 65,5**  
**Estrias = 16**

#### Contrapeça

### KPLVF7045

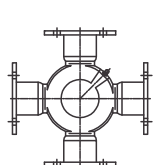
1. 6.5-3-1371KX
2. LV1045
3. HLV615




#### Cruzeta

### KPCZ270

1. 5-281XS
2. CZ270
3. CR1008

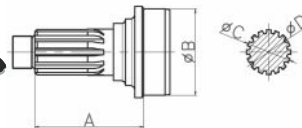


Montadora	Nº Original	Aplicação
Volvo	6885642	NI10 / N12 / NL10 / NL12





## Ponteira Fixa



### KPPTM8024

1. 4-53-341
2. PT1024
3. HPT630



**A = 104,5**  
**ØB = 84,4**  
**ØC = 44,4**  
**ØD = 36,7**  
**Estrias = 10**

#### Contrapeça

### KPGFL9085

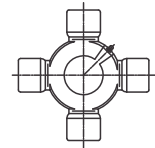
1. 4-4-6031-2
2. FL1085
3. HTM604



#### Cruzeta

### KPCZ256

1. 5-275XS
2. CR1006
3. CZ256



Montadora	Nº Original	Aplicação
Ford	-	Cargo 1119 - 2217 - 2218 / F12000 / F14000 / F14000HD
IVECO	-	Eurocargo 120E 15N
Mercedes Benz	-	712C / 914C / 1214C / 1214K / 914LO
Volkswagen	-	10-160 / 12-140T / 13-150 / 13-170 / 13-180 WONDER - CONSTELLATION / 14-170 / 15-170 / 15-180 / 16-170 / 8-160 / 8-160OD / 9-160 / 9-160OD

#### Contrapeças

### KPGFL9086

1. 5-4-7171-1
2. FL1086
3. HTM605

### KPGFL9370

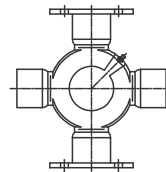
1. 04-852-1
2. FL1370
3. HTM601



#### Cruzeta

### KPCZ264

1. 5-438XS
2. CR1007
3. CZ264



### KPPTM8025

1. 90-53-11
2. PT1025
3. RPT623



**A = 108,5**  
**ØB = 95,0**  
**ØC = 44,4**  
**ØD = 41,4**  
**Estrias = 34**

Montadora	Nº Original	Aplicação
Agrale	-	6.0TCA / 7500TDX / 8500 / MA7.5T / MA8.5T / 13000
Ford	-	Cargo 1319 - 1419 - 1422 - 1517E - 1519 - 1618 - 1618B - 1619 - 1621 - 1622 - 1722E - 1989 - 2221 - 2319 - 2322 - 2324 / F14000 / F16000
GM	-	12-170 / 14-190 / 15-190 / 16-220 / 1300D
IVECO	-	Eurocargo 150E 20N / 160E 23N / 170E 22N
Mercedes Benz	3864110502	1016 Atego / 1214C - Cara Chata / 1215C / 1218L - LK - LR / 1315 Atego / 1318E - LK / 1319 Atron / 1418L - LK - LRLK - K - EL Atego / 1518 Atego / 1618L - LK / 1620L - LK / 1718K - Atego / 1720K / 2318 / OF1218 / OF1318 / OF1418 / OF1519 / OF1618 / OF1620 / OF1721
Volkswagen	-	13-190 WORKER / 14-200 / 14-210 / 14-220 / 15-190OD - WORKER - CONSTELLATION / 15-210 / 16-180 / 16-200 / 16-210CO / 16-210 / 17-220 / 17-230OD / 22-210

### KPPTM8030

1. 3-53-1881
2. PT1030
3. RPT602



**A = 102,5**  
**ØB = 72,3**  
**ØC = 38,1**  
**ØD = 32,9**  
**Estrias = 10**

#### Contrapeça

### KPGFL9090

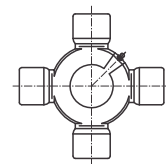
1. 3-4-11831-2
2. FL1090
3. HTM610



#### Cruzeta

### KPCZ210

1. 5-160XS
2. CR1004
3. CZ210



Montadora	Nº Original	Aplicação
Agrale	-	1800MA / 4500D / 5000D / 5010 / 6000 / 7000D - DX / 7500TD / MA5.5T
Marcopolo	-	Volare A5 / A6 / A8
Mercedes Benz	-	709L / 710L

### KPPTM8032

1. 3-53-1821
2. PT1032
3. RPT629



**A = 102,0**  
**ØB = 85,0**  
**ØC = 38,1**  
**ØD = 32,9**  
**Estrias = 10**

#### Contrapeça

### KPGFL9088

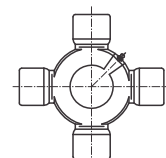
1. 3-4-3091-2
2. PT088
3. RPT603



#### Cruzeta

### KPCZ254

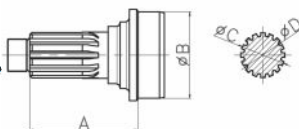
1. 5-263XS
2. CZ254
3. CR1005



Montadora	Nº Original	Aplicação
Agrale	-	6.0TCA / 7500TDX / 8500 / MA7.5T / MA8.5T
Ford	-	F700 / F750 / F7000 / F11000 / F12000 / F13000 / F16000 / F19000 / F21000
GM	-	A/C/D 68
Mercedes Benz	-	709L / 710E - L - Plus / 908LO / 812LO / 912L



## Ponteira Fixa



### KPPTM8035

1. 6-53-421
2. PT1035
3. RPT636



**A = 131,7**  
**ØB = 107,8**  
**ØC = 49,5**  
**ØD = 46,7**  
**Estrias = 38**

#### Contrapeça

### KPGFL9091

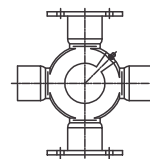
1. 6-4-7141-1
2. FL1091
3. HTM618



#### Cruzeta

### KPCZ274

1. 5-515XS
2. CR1011
3. CZ274



#### Montadora N° Original

#### Aplicação

Ford	-	Cargo 1521 / 1621 / 1624 / 1630 / 2321 / 2324 / 2422 / 2425 / 2428 / 2630
IVECO	-	Eurocargo 150E 20N - 160E 23N
Mercedes Benz	-	1623L / 1623L / 1723
Navistar	-	4700 16TON / 4900 16TON - 24TON
Volkswagen	-	16-300 / 17-300 / 17-310 / 23-220 / 23-310 / 24-220 WORKER / 24-250 WORKER / 26-220 WORKER / 26-260 WORKER / 26-300 WORKER / 26-310 WORKER

### KPPTM8036

1. 5010141
2. PT1036
3. RPT612



**A = 134,5**  
**ØB = 120,0**  
**ØC = 59,5**  
**ØD = 56,5**  
**Estrias = 46**

#### Contrapeça

### KPFLRE3093

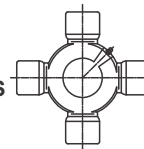
1. 250-1-15
2. FL1093
3. HFL614
4. S320



#### Cruzeta

### KPCZ232

1. SPL250-1XS
2. CR1013
3. CZ232



#### Montadora N° Original

#### Aplicação

IVECO	-	450E 32T Cavalinho / Cursor 450E 37 - 8190E 21 - 8450E 21 / Eurotech HM200E 37 - HM450E 37 / HD380S Strallis / PowerStar
Mercedes Benz	-	1623L - LS / 1634LS / 1728 Atego / 1933 Axor / 1938L - LS / 2428 Atego / 2428 / 2533 Axor / 2638L - LS - LK / 2726LS / 2831LS - Axor / O500M - MA - RS - RSD - UA
Volkswagen	-	CONSTELLATION 19-320 - 19-370 - 25-370 - 31-320
Volvo	-	370 / FH12 / FM10 / FM12 / NH12

### KPPTM8037

1. 140-53-11
2. PT1037
3. RPT634



**A = 129,0**  
**ØB = 100,5**  
**ØC = 49,5**  
**ØD = 46,5**  
**Estrias = 38**

#### Contrapeça

### KPGFL9095

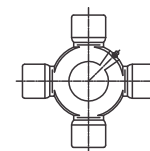
1. 140-4-1381-1
2. FL1095
3. HTM619



#### Cruzeta

### KPCZ290

1. SPL140-1XS
2. CR1310
3. CZ290



#### Montadora N° Original

#### Aplicação

Mercedes Benz	-	1419 Atego / 1620E / 1718 / 1719 Atego - Atron / 1725 Atego / 1726 Atego / 1729 Atego / 2324 Atron / 2429 Atego / OF1721 / OF1722
Volvo	-	VM210 / VM220 / VM260 / VM270

### KPPTM8332

1. 54-442C
2. PT1332
3. RPT604



**A = 138,5**  
**ØB = 64,0**  
**ØC = 39,6**  
**ØD = 34,5**  
**Estrias = 14**

#### Contrapeça

### KPFLR2355

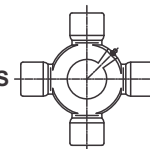
1. 01-246C
2. HFL601
3. FL1355
4. S186



#### Cruzeta

### KPCZ290

1. SPL140-1XS
2. CR1310
3. CZ290



#### Montadora N° Original

#### Aplicação

Mercedes Benz	3444107001	1113L - LK - LO - LP - LPO / 1114L - LK - LPO / 1115L / 1118L - LK / 1214L - LK / 1313L - LK - LA / 1314L - LAK - LK / 1315K / 1316L - LK / 1317L - LK / 1318L - LK / 1414LK / 1418LA - LAK / 1413L - LK / 1515L - LK / 1516L - LK / 1517L - LK / 1518L - LK / LK1614L - LK / 1718A / 2013L / 2014L / 2213L - LB / 2214L / 2215L / 2216L - LB / 2217L - LB / 608L / 709L / 809LO / 812LO / 912L / O321 / O352 / O362 / O364 / OF1113 / OF1115L / OF1313 / OF1315
---------------	------------	--

### KPPTM8333

1. x-x-x
2. PT1333
3. x-x-x

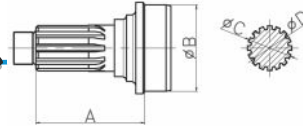




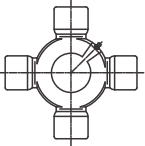


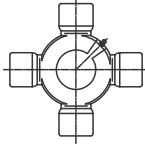


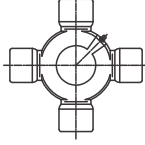


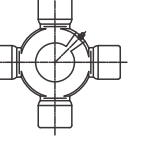


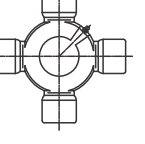


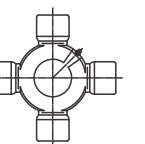
**A = 95,0**  
**ØB = 64,0**  
**ØC = 34,5**  
**ØD = 30,4**  
**Estrias = 18**

#### Montadora N° Original

#### Aplicação

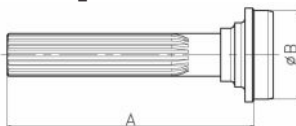
Mercedes Benz	3084110502	L608D
---------------	------------	-------



<p><b>KPPTM8334</b></p> <ol style="list-style-type: none"> <li>1. 54-556C</li> <li>2. PT1334</li> <li>3. RPT605</li> </ol>		<p><b>A = 150,0</b>  <b>ØB = 82,0</b>  <b>ØC = 54,5</b>  <b>ØD = 48,4</b>  <b>Estrias = 26</b></p>	<p><b>Contrapeça</b>  <b>KPFLR2357</b></p> <ol style="list-style-type: none"> <li>1. 01-377C</li> <li>2. HFL602</li> <li>3. FL1357</li> <li>4. S395</li> </ol>		<p><b>Cruzeta</b>  <b>KPCZ228</b></p> <ol style="list-style-type: none"> <li>1. 5-12100XS</li> <li>2. CR1302</li> <li>3. CZ228</li> </ol>	
<p><b>Montadora N° Original</b></p> <p>Mercedes Benz 3354110102 3554110102</p>		<p><b>Aplicação</b></p> <p>1218L / 1319L / 1418L - EL - LK / 1519L - LK - LS / 1618L - LK / 1718L - K / 2219L - LB - LK / 2220L - LB - LK / 2318LB - LK / 2318 / 2418 / OF1318</p>				
<p><b>KPPTM8430</b></p> <ol style="list-style-type: none"> <li>1. 54-435</li> <li>2. PT1430</li> <li>3. HPT635</li> </ol>		<p><b>A = 145,0</b>  <b>ØB = 81,4</b>  <b>ØC = 54,8</b>  <b>ØD = 50,6</b>  <b>Estrias = 22</b></p>	<p><b>Contrapeça</b>  <b>KPGFL9470</b></p> <ol style="list-style-type: none"> <li>1. 04-178C</li> <li>2. FL1470</li> <li>3. HTM617</li> </ol>		<p><b>Cruzeta</b>  <b>KPCZ251</b></p> <ol style="list-style-type: none"> <li>1. 5-12276XS</li> <li>2. CR1401</li> <li>3. CZ251</li> </ol>	
<p><b>Montadora N° Original</b></p> <p>Scania 177103</p>		<p><b>Aplicação</b></p> <p>BR111 / F112 / F113 / L101 / L110 / L111 / LKS111 / LS101 / LS110 / LS111 / R112 / S112 / T112</p>				
<p><b>KPPTM8431</b></p> <ol style="list-style-type: none"> <li>1. 54-470</li> <li>2. PT1431</li> <li>3. HPT633</li> </ol>		<p><b>A = 164,0</b>  <b>ØB = 85,5</b>  <b>ØC = 54,8</b>  <b>ØD = 50,6</b>  <b>Estrias = 22</b></p>	<p><b>Contrapeça</b>  <b>KPGFL9471</b></p> <ol style="list-style-type: none"> <li>1. 04-360C</li> <li>2. FL1471</li> <li>3. x-x-x</li> </ol>		<p><b>Cruzeta</b>  <b>KPCZ255</b></p> <ol style="list-style-type: none"> <li>1. 5-12278XS</li> <li>2. CR1009</li> <li>3. CZ255</li> </ol>	
<p><b>Montadora N° Original</b></p> <p>Scania 208086</p>		<p><b>Aplicação</b></p> <p>L110 / L111 / LS110 / LS111 / LT111 / R112 / R142 / T112 / T113 / T142</p>				
<p><b>KPPTM8432</b></p> <ol style="list-style-type: none"> <li>1. 54-760</li> <li>2. PT1432</li> <li>3. x-x-x</li> </ol>		<p><b>A = 149,0</b>  <b>ØB = 91,0</b>  <b>ØC = 59,5</b>  <b>ØD = 55,5</b>  <b>Estrias = 24</b></p>	<p><b>Contrapeça</b>  <b>KPGFL9473</b></p> <ol style="list-style-type: none"> <li>1. x-x-x</li> <li>2. FL1473</li> <li>3. x-x-x</li> </ol>		<p><b>Cruzeta</b>  <b>KPCZ265</b></p> <ol style="list-style-type: none"> <li>1. 5-12062XS</li> <li>2. CR1010</li> <li>3. CZ265</li> </ol>	
<p><b>Montadora N° Original</b></p> <p>Scania -</p>		<p><b>Aplicação</b></p> <p>113H / 124 / P400 / P500 / P93</p>				
<p><b>KPPTM8433</b></p> <ol style="list-style-type: none"> <li>1. 54-667</li> <li>2. PT1433</li> <li>3. x-x-x</li> </ol>		<p><b>A = 149,0</b>  <b>ØB = 103,3</b>  <b>ØC = 59,5</b>  <b>ØD = 55,5</b>  <b>Estrias = 24</b></p>	<p><b>Contrapeça</b>  <b>KPGFL9474</b></p> <ol style="list-style-type: none"> <li>1. x-x-x</li> <li>2. FL1474</li> <li>3. x-x-x</li> </ol>		<p><b>Cruzeta</b>  <b>KPCZ280</b></p> <ol style="list-style-type: none"> <li>1. 5-12949X</li> <li>2. CR1403</li> <li>3. CZ280</li> </ol>	
<p><b>Montadora N° Original</b></p> <p>Scania 1105348</p>		<p><b>Aplicação</b></p> <p>113E Canaveiro / 124G Traçado / P600</p>				
<p><b>KPPTM8535</b></p> <ol style="list-style-type: none"> <li>1. x-x-x</li> <li>2. PT1535</li> <li>3. x-x-x</li> </ol>		<p><b>A = 108,0</b>  <b>ØB = 53,6</b>  <b>ØC = 28,0</b>  <b>ØD = 26,0</b>  <b>Estrias = 27</b></p>	<p><b>Contrapeça</b>  <b>KPGFL9572</b></p> <ol style="list-style-type: none"> <li>1. x-x-x</li> <li>2. FL1572</li> <li>3. x-x-x</li> </ol>		<p><b>Cruzeta</b>  <b>KPCZ208</b></p> <ol style="list-style-type: none"> <li>1. 5-178XS</li> <li>2. CR1501</li> <li>3. CZ208</li> </ol>	
<p><b>Montadora N° Original</b></p> <p>Toyota -</p>		<p><b>Aplicação</b></p> <p>Bandeirantes / Jeep - Pick-Up Chassi Longo</p>				



## Ponteira Deslizante para Rolamento



### KPPTM8016

1. 3-53-1371
2. PT1016
3. RPT619



A = 178,8

ØB = 72,3

ØC = 34,9

ØD = 27,1

Estrias = 16

#### Contrapeça

### KPLVF7040

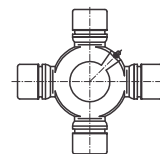
1. 2-3-128KXS
2. LV1040
3. HLV618



#### Cruzeta

### KPCZ121

1. 5-153XS
2. CR1001
3. CZ121



Montadora	Nº Original	Aplicação
Ford	-	F-350 / F-600 / F4000 / F11000
GM	-	A/C/D 14 - 15
Volkswagen	-	7-100 / 8-100 / D400

### KPPTM8017

1. 2-53-501
2. PT1017
3. RPT626



A = 203,0

ØB = 72,3

ØC = 34,9

ØD = 27,1

Estrias = 16

#### Contrapeça

### KPLVF7041

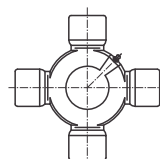
1. 2-3-1450KX
2. LV1041
3. HLV609



#### Cruzeta

### KPCZ252

1. 5-273X
2. CR1003
3. CZ252



Montadora	Nº Original	Aplicação
Ford	-	F-350 / F-400 / F-2000 / F-4000
GM	-	A/C/D 20 - 25 - 64 - 65 - 74 - 75 / Blazer / S10 / Silverado
Scania	-	P400
Volkswagen	-	D400 de 69 em diante

#### Contrapeças

### KPLVF7348

1. 3-3-1601KX1
2. LV1348
3. HLV607

### KPPTM8018

1. 3-53-451
2. PT1018
3. RPT616



A = 216,0

ØB = 84,9

ØC = 39,9

ØD = 31,0

Estrias = 16

### KPLVF7043

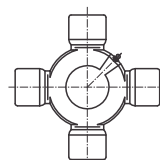
1. 3-3-1601KXS
2. LV1043
3. HLV623



#### Cruzeta

### KPCZ254

1. 5-263XS
2. CZ254
3. CR1005



Montadora	Nº Original	Aplicação
Ford	-	Cargo 1113 - 1114 - 1215 - 1313 - 1314 - 1415 - 712 - 814 - 815 - 915 / F700 / F750 / F7000 / F11000 / F12000L / F12000 / F13000 / F14000HD / F14000 / F19000 / F21000
GM	-	A/C/D 65 - 68 - 74 - 75 - 78 - 85 - 88
Marcopolo	-	VOLARE W8 / W9
Volkswagen	-	11-130 / 11-140 / 11-160 / 12-140H / 12-140 / 13-130 / 14-140 / 7-100 / 7-100S / 8-120 / 8-140 / 8-150 / 9-140 / 9-150 / D950 / E13 / L80

### KPPTM8026

1. 53-1443
2. PT1026
3. RPT621



A = 193,0

ØB = 85,0

ØC = 38,1

ØD = 30,7

Estrias = 16

#### Contrapeça

### KPLVF7061

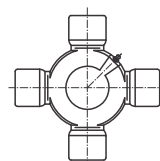
1. 3-3-2041KX
2. LV1061
3. HLV621



#### Cruzeta

### KPCZ210

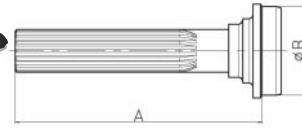
1. 5-160XS
2. CR1004
3. CZ210



Montadora	Nº Original	Aplicação
Mercedes Benz	6904110002	Sprinter
Volkswagen	-	6-80 / 6-90 / 6-140 / 7-90S



## Ponteira Deslizante para Rolamento



### KPPTM8027

1. 4-53-61
2. PT1027
3. RPT617



**A = 218,0**  
**ØB = 84,4**  
**ØC = 44,4**  
**ØD = 34,4**  
**Estrias = 16**

#### Contrapeça

### KPLVF7049

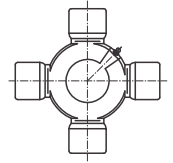
1. 4-3-1241KXS
2. LV1049
3. RLV616



#### Cruzeta

### KPCZ256

1. 5-275XS
2. CR1006
3. CZ256



Montadora	Nº Original	Aplicação
Ford	-	Cargo1114 - 1116 - 1117 - 1117 - 1119 - 1215 - 1218 - 1218 - 1314 - 1317 - 1415 - 1418 - 1514 - 1517 - 1615 - 1617 - 1618 - 2217 - 2218 / F14000
GM	-	A/C/D 64 - 65 - 68 - 74 - 75 - 78 - 85 - 88 - 95 - 98 / 12-170 / 14-190 / 15-190 / 16-220
Volkswagen	-	10-160 / 12-170BT / 12-190E / 13-170 / 13-180 CONSTELLATION - WORKER / 14-150 / 14-170 / 15-170 WORKER / 15-180 / 15-190 / 16-170 / 8-160OD / 8-160 / 9-160OD / 9-160

### KPPTM8130

1. 53-1433
2. PT1130
3. x-x-x



**A = 180,0**  
**ØB = 85,0**  
**ØC = 34,9**  
**ØD = 27,1**  
**Estrias = 16**

Montadora	Nº Original	Aplicação
Ford	-	F-600 / F-11000 / CARGO 1624

### KPPTM8230

1. 3-53-1361
2. PT1230
3. RPT620



**A = 205,5**  
**ØB = 72,3**  
**ØC = 34,9**  
**ØD = 27,1**  
**Estrias = 16**

#### Contrapeça

### KPLVF7250

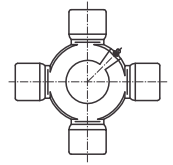
1. 3-3-1481KX
2. LV1250
3. HLV606



#### Cruzeta

### KPCZ210

1. 5-160XS
2. CR1004
3. CZ210



Montadora	Nº Original	Aplicação
GM	-	A/C/D 20 - 40 - 68 / 6-100 / 6-150 / Grand Blazer / Silverado

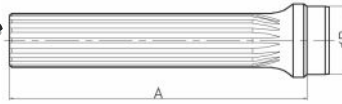


# LONTRA

INDÚSTRIA MECÂNICA DE PRECISÃO



## Ponteira Deslizante



### KPPTM8326

1. 40-1445
2. PT1326
3. RPT603



**A = 221,0**  
**ØB = 64,0**  
**ØC = 50,7**  
**ØD = 40,5**  
**Estrias = 16**

#### Contrapeça

### KPLVF7343

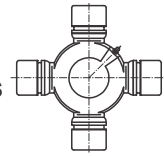
1. 03-339XS
2. LV1343
3. HLV601



#### Cruzeta

### KPCZ227

1. 5-12213XS
2. CR1301
3. CZ227



**Montadora N° Original**

Mercedes Benz 3584110001

**Aplicação**

1113L - LK - LO - LP - LPO / 1114L - LK - LPO / 1115L / 1118L - LK / 1214L - LK / 1313L - LK - LA / 1314L - LK - LAK / 1315L / 1316L - LK / 1317L - LK / 1318L - LK / 1414K - LK / 1418LA - LAK / 1513L - LK / 1514L - LK / 1516L - LK / 1517L - LK / 1518L - LK / 1614L - LK / 1718A / 2013L / 2014L / 2213L - LB / 2214L / 2215L / 2216L - LB / 2217L - LB / 2314L / 608L / 709L / 809LO / 812LO / 814LO / 912L / 914LO / O321 / O352 / O362 / O364 / OF1113 / OF1115L / OF1115 / OF1313 / OF1315

### KPPTM8327

1. x-x-x
2. PT1327
3. x-x-x



**A = 276,0**  
**ØB = 64,0**  
**ØC = 50,7**  
**ØD = 37,6**  
**Estrias = 16**

#### Contrapeça

### KPLVF7344

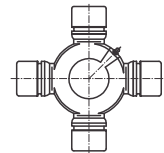
1. x-x-x
2. LV1344
3. x-x-x



#### Cruzeta

### KPCZ227

1. 5-12213XS
2. CR1301
3. CZ227



**Montadora N° Original**

Mercedes Benz 3454110002

**Aplicação**

2013L / 2213L / 2213LB / 2216L / 2216LB / OH1313

### KPPTM8328

1. 40-1560
2. PT1328
3. RPT618



**A = 276,0**  
**ØB = 82,0**  
**ØC = 63,4**  
**ØD = 53,5**  
**Estrias = 16**

#### Contrapeça

### KPLVF7345

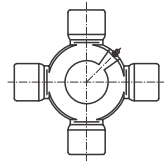
1. 03-423XS
2. LV1345
3. HLV602



#### Cruzeta

### KPCZ228

1. 5-12100XS
2. CZ228
3. CR1302



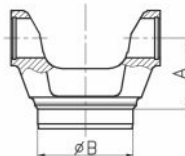
**Montadora N° Original**

Mercedes Benz 3354110002

**Aplicação**

1218L / 1313LA / 1314LAK / 1319L / 1418EL - L - LA - LAK - LK / 1519L - LK - LS / 1618L - LK / 1718A - K - L / 2219L - LB - LK / 2220L - LB - LK / O326 / O364 / OF1618 / OH1318 / OH1419 / OH1517 / OH1520

## Garfo de Tubo para Soldar Fixação Externa por Presilha



### KPGRS9030

1. 2-28-357
2. GR1030
3. RGF613

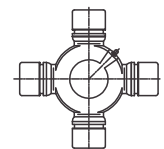


**A = 43,0**  
**ØB = 46,9**

#### Cruzeta

### KPCZ121

1. 5-153XS
2. CR1001
3. CZ121



**Montadora N° Original**

Ford -

**Tubo = Ø50,8x2,1**

**Aplicação**

Jeep / Rural / Pick-Up



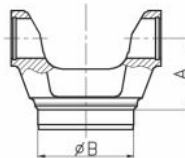
# Garfo de Tubo para Soldar Fixação Externa por Presilha

## KPGRS9031

1. 2-28-1697
2. GR1031
3. RGF602



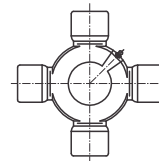
**A = 43,0**  
**ØB = 72,3**



### Cruzeta

## KPCZ252

1. 5-273X
2. CR1003
3. CZ252



Montadora	Nº Original	Tubo = Ø76,2x2,1	Aplicação
Agrale	-		1600D / 1800D / 4500D / 5000D / 5010
Ford	-		F350 / F400 / F1000 / F2000 / F4000 / RANGERXL - XLT - CABINE DUPLA
GM	-		A/C/D 10 - 14 - 20 - 24 - 25 / Bonanza / Blazer / Grand Blazer / S10 / Silverado
Scania	-		P400
Toyota	-		HILUX 4x2 - 4x4 - Turbo - SW4
Volkswagen	-		D-400 de 69 em diante

## KPGRS9032

1. 3-28-97
2. GR1032
3. HGF616

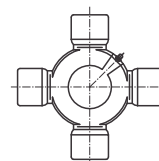


**A = 54,0**  
**ØB = 72,3**

### Cruzeta

## KPCZ210

1. 5-160XS
2. CR1004
3. CZ210



Montadora	Nº Original	Tubo = Ø76,2x2,1	Aplicação
Agrale	-		1800MA / 4500D / 5000D / 5010 / 6000 / 7000D - DX / 7500TD / MA5.5T
Ford	-		F-600 / F-700 / F-1000 / F-4000 / F-11000
GM	-		A/C/D 20 - 40 - 64 - 65 - 68 - 75 / 6.100 / 6.150 / Bonanza Turbo / Grand Blazer / Silverado
Marcopolo	-		VOLARE A5 / A6 / A8
Mercedes Benz	-		709L / 710L
Volkswagen	-		7-100 / 8-100

## KPGRS9033

1. 3-28-537
2. GR1033
3. HGF603

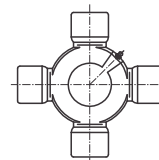


**A = 51,6**  
**ØB = 8,5**

### Cruzeta

## KPCZ254

1. 5-263XS
2. CZ254
3. CR1005



Montadora	Nº Original	Tubo = Ø88,9x2,1	Aplicação
Agrale	-		6.0TCA / 7500DTX / 8500 / MA7.5T / MS8.5T
Ford	-		F700 / F750 / F7000 / F11000 / F12000 / F13000 / F14000HD / F14000 / F19000 / F22000 Canavieiro / Cargo 1113 - 1114 - 1215 - 1313 - 1314 - 1415 - 1513 - 712 - 814 - 815 - 915
GM	9298983		A/C/D 64 - 65 - 68 - 74 - 75 - 78
Marcopolo	-		VOLARE W8 / W9
Mercedes Benz	955305168503 955305000000		809LO / 812LO / 912L / 709L / 710L - E - Plus / 712LO / 715 Accelo
Volkswagen	-		11-130 / 11-140 / 11-160 / 12-140H / 12-140 / 13-130 / 14-140 / 7-100 / 7-100S / 8-120 / 8-140 / 8-150 / 9-140 / 9-150 / D950 / E13 / L80

## KPGRS9034

1. 2-28-437
2. GR1034
3. HGF612

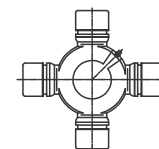


**A = 43,0**  
**ØB = 72,3**

### Cruzeta

## KPCZ121

1. 5-153XS
2. CR1001
3. CZ121



Montadora	Nº Original	Tubo = Ø76,2x2,1	Aplicação
Ford	-		F350 Pick-Up
GM	-		A/C/D 10 - 14 - 15
IVECO	-		Daily 35.10 Cabine - Furgão
Volkswagen	-		D-400



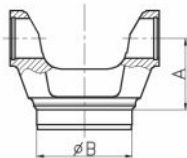
# Garfo de Tubo para Soldar Fixação Externa por Presilha

## KPGRS9035

1. 4-28-307
2. GR1035
3. RGF604



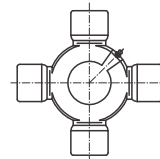
**A = 55,5**  
**ØB = 84,4**



Cruzeta

## KPCZ256

1. 5-275XS
2. CR1006
3. CZ256



Montadora	Nº Original	Tubo = Ø88,9x2,4	Aplicação
Ford	-	Cargo 1114 - 1116 - 1117 - 1119 - 1215 - 1218 - 1225 - 1314 - 1317 - 1415 - 1418 - 1514 - 1517-1615-1617-1618-2217-2218 / F12000 / F14000HD / F14000 / F-22000 Canavieiro	
GM	-	A/C/D 64 - 65 - 68 - 74 - 75 - 78 - 85 - 88 - 95 - 98	
IVECO	-	Eurocargo 120E 15N	
Mercedes Benz	-	1114L / 1214C - K - Cara Chata / 712 / 712E - LO / 814LO / 914L - LO - C / 915C Acello / 915LO / 915E LO	
Volkswagen	-	12-140 / 12-170BT / 12-190E / 13-150 / 13-180 WORKER - CONSTELLATION / 14-150 / 14-170 / 15-170 WORKER / 15-180 / 15-190 / 16-170 / 22-140 / 22-160 / 8-160OD / 8-160 / 9-160OD / 9-160	

## KPGRS9037

1. 3-28-557
2. GR1037
3. HGF618

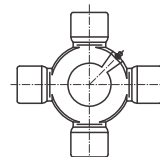


**A = 54,0**  
**ØB = 85,0**

Cruzeta

## KPCZ210

1. 5-160XS
2. CR1004
3. CZ210



Montadora	Nº Original	Tubo = Ø88,9x2,1	Aplicação
Ford	-	F350 / F600 / F11000	
Mercedes Benz	-	Sprinter	
Volkswagen	-	6-140 / 6-80 / 6-90 / 7-90S	

## KPGRS9038

1. 90-28-27
2. GR1038
3. HGF614

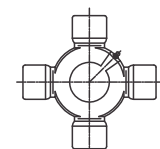


**A = 75,4**  
**ØB = 95,0**

Cruzeta

## KPCZ271

1. SPL90-1XS
2. CR1017
3. CZ271



Montadora	Nº Original	Tubo = Ø101,6x3,4	Aplicação
Agrale	-	13000E	
Ford	-	CARGO 1319 - 1517E - 1519 - 1719	
GM	-	13000 4x2	
Mercedes Benz	-	1016C Acello / 1214 Cara Chata / 1215 / 1218L - LR / 1315 Atego / 1318E - L - LK / 1319 Atron / 1418L - K - LR - Atego / 1620L / 1621 / 1718 Atego / 1720 / OF1218 / OF1417 / 1418 / OF1519 / OF1721 / OH1417 / OH1418 / OH1420 / OH1421 / OH1518 / OH1519	
Volkswagen	-	13-190 WORKER - CONSTELLATION / 15-190 / 15-190 - CONSTELLATION - WORKER OD / 16-200 / 17-190 WORKER - CONSTELLATION / 17-210 / 17-210OD / 17-230OD	

## KPGRS9039

1. 2-28-327
2. GR1039
3. HGF617

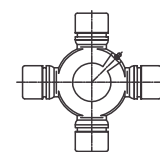


**A = 43,0**  
**ØB = 73,2**

Cruzeta

## KPCZ121

1. 5-153XS
2. CR1001
3. CZ121



Montadora	Nº Original	Tubo = Ø76,2x1,65	Aplicação
Ford	-	F1000	
Toyota	-	HILUX 4x2 de 12/98 até 2008	
Volvo	-	B10M / B58	



# Garfo de Tubo para Soldar Fixação Externa por Presilha



## KPGRS9040

1. 3-28-457
2. GR1040
3. x-x-x

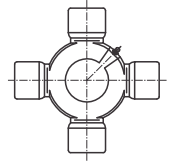


**A = 54,0**  
**ØB = 82,4**

### Cruzeta

## KPCZ210

1. 5-160XS
2. CR1004
3. CZ210



Montadora	Nº Original	Tubo = Ø101,6x2,1	Aplicação
Ford	-		F-250

## KPGRS9339

1. 26-227
2. GR1339
3. HGF615

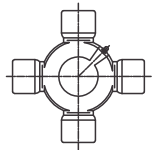


**A = 100,0**  
**ØB = 82,0**

### Cruzeta

## KPCZ228

1. 5-12100XS
2. CR1302
3. CZ228



Montadora	Nº Original	Tubo = Ø90,0x4,0	Aplicação
Mercedes Benz	3364110105		O326 / O355 / O364 / OH1419 / OH1517 / OH1520 / OF1318 / 1218L / 1313LA - 1314LAK / 1319L / 1418L - EL - LA - LK - LAK / 1519L - LK - LS / 1618L - LK / 1718L - K - A / 2219L - LB - LK / 2220L - LB LK / 2318

## KPGRS9340

1. x-x-x
2. GR1340
3. x-x-x

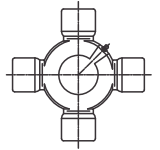


**A = 101,0**  
**ØB = 82,5**

### Cruzeta

## KPCZ229

1. 5-12219XS
2. CR1304
3. CZ229



Montadora	Nº Original	Tubo = Ø90,0x4,0	Aplicação
Mercedes Benz	3354113805		2219LK / 2220LK / O370 / O371

## KPGRS9430

1. 26-135
2. GR1430
3. HGF606

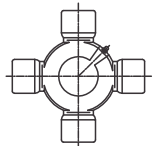


**A = 76,0**  
**ØB = 81,5**

### Cruzeta

## KPCZ251

1. 5-12276XS
2. CR1401
3. CZ251



Montadora	Nº Original	Tubo = Ø88,9x4,0	Aplicação
Scania	169113		BR111 / BR112 / BR116 / F112 / F113 / K112 / L101 / LS101 / L110 / LS110 / L111 / LK111 / LKS111 / LS111 / R112 / R142 / S112 / T112

## KPGRS9431

1. 26-163
2. GR1431
3. HGF607

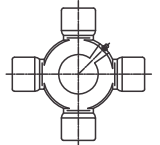


**A = 86,0**  
**ØB = 85,4**

### Cruzeta

## KPCZ255

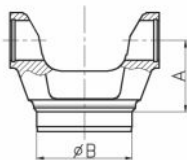
1. 5-12278XS
2. CR1009
3. CZ255



Montadora	Nº Original	Tubo = Ø95,0x5,0	Aplicação
Scania	207896		LK140 / LKS140 / L110 / L111 / L113 / LK111 / LK141 / LKS111 / LKS141 / LKT141 / LS111 / LT111 / R112 / R142 / T112 / T113 / T142
Volvo	-		B10M / B10R / B12 / B58 / B7R / N10 / N12 / NL10



## Garfo de Tubo para Soldar Fixação Externa por Presilha



### KPGRS9432

1. 26-215C
2. x-x-x
3. HGF608

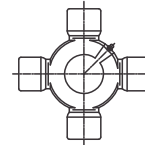


**A = 95,0**  
**ØB = 85,5**

#### Cruzeta

### KPCZ265

1. 5-12062XS
2. CR1010
3. CZ265



#### Montadora N° Original

**Tubo = Ø95,0x5,0**

#### Aplicação

Mercedes Benz	-	1621L / 2318 / 2418 / 2423B - K / 2428 / O400UL / OH1623 / OH1628
Volvo	-	N10 / N12 / NL10 / NL12

### KPGRS9434

1. 26.253
2. x-x-x
3. GR1434AR

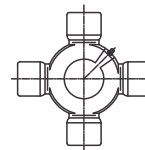


**A = 75,0**  
**ØB = 97,7**

#### Cruzeta

### KPCZ277

1. 5-12072XS
2. CF1402
3. CZ277



#### Montadora N° Original

**Tubo = Ø107,8x5,0**

#### Aplicação

Scania	1394393 284399	G380 / G420 / G470 / R380 / P114 / P124 / R113 / R114 / R124 / T113 / T114 / T124
--------	-------------------	---

### KPGRS9435

1. x-x-x
2. GR1435
3. x-x-x

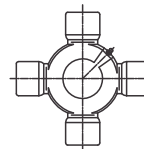


**A = 127,5**  
**ØB = 103,3**

#### Cruzeta

### KPCZ280

1. 5-12949X
2. CR1403
3. CZ280



#### Montadora N° Original

**Tubo = Ø118,0x7,3**

#### Aplicação

Scania	1364398	G380 / G420 / G470 / R380 / R420 / R470 / P114 / P124 / R113 / R114 / R124 / T113 / T114 / T124
--------	---------	---

### KPGRS9540

1. x-x-x
2. GR1540
3. RGF619

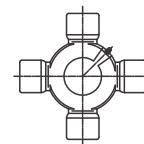


**A = 50,0**  
**ØB = 53,5**

#### Cruzeta

### KPCZ208

1. 5-178XS
2. CR1501
3. CZ208



#### Montadora N° Original

**Tubo = Ø60,0x3,0**

#### Aplicação

Toyota	3731498001	Bandeirantes / Jeep - Pick-Up de 78 em diante
--------	------------	---



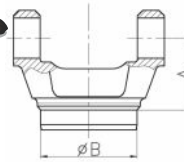
## Garfo de Tubo para Soldar Fixação Interna por Presilha

### KPGRS9337

1. 26-118
2. GR1337
3. HGF601



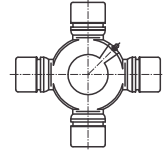
**A = 67,0**  
**ØB = 64,0**



### Cruzeta

### KPCZ227

1. 5-12213XS
2. CR1301
3. CZ227



**Montadora**    **Nº Original**    **Tubo = Ø70,0x3,0**    **Aplicação**

Mercedes Benz	3414110205	O321 / O352 / O362 / O364 / 1113LO - LPO - LP - L - LK / 1114LO - L - LK / 1115L / 1118L - LK / 1214L - LK / 1313LA - L - LK / 1314LAK - L - LK / 1315L / 1316L - LK / 1317 / 1318L - LK / 1414K - LK / 1418LA - LAK / 1513L - LK / 1514L - LK / 1516L - LK / 1717L - LK / 1518L - LK / 1614LK / 1718A / 2213L - LB / 2214L / 2215L / 2216L - LB / 2217L - LB / 2314L / 608L / 709L / 809LO / 812LO / 814LO / 912L / 914LO / OF1113 / OF1115L / OF1115 / OF1313 / OF1315
---------------	------------	--

### KPGRS9338

1. x-x-x
2. GR1338
3. HGF631

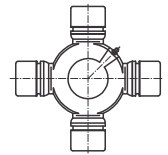


**A = 78,0**  
**ØB = 64,0**

### Cruzeta

### KPCZ227

1. 5-12213XS
2. CR1301
3. CZ227



**Montadora**    **Nº Original**    **Tubo = Ø70,0x3,0**    **Aplicação**

Mercedes Benz	3524110105	2213L / 2216L / 2213LB / 2216LB / 2213LK / 2213LB
---------------	------------	---





# Garfo de Tubo para Soldar Fixação por Parafuso

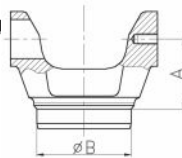


## KPGRS9036

1. 5-28-327
2. GR1036
3. RGF605



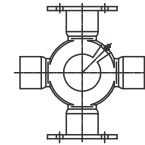
**A = 76,0**  
**ØB = 95,0**



### Cruzeta

## KPCZ264

1. 5-438XS
2. CR1007
3. CZ264



Montadora	Nº Original	Tubo = Ø101,6x3,4	Aplicação
Ford	-	Cargo 1419 - 1422 - 1618B - 1618 - 1619 - 1621 - 1622 - 1722E - 2221 - 2319 - 2322 - 2324 - 2630 - 3224 / F14000 / F160000	
GM	-	12-170 / 14-190 / 15-190 / 16-220	
IVECO	-	Eurocargo 150E 20N - 150E 20T - 160E 23N - 170E 22	
Navistar	-	9200 16TON / 9200 24TON / 9800 50TON	
Mercedes Benz	B955305168501	1218L - LK / 1318 / 1418EL - L-LK-LR / 1421L / 1618L - LK / 1620LK / 1621L / 1718K A/1720K / 2318 / OF1618 / OF1620 / OH1318 / OH1420 / OH1421 / OH1520 / OH1521	
Volkswagen	-	14-200 / 14-210 / 14-220 / 15-210 / 16-180 / 16-210CO / 16-210 / 16-220 / 17-220 WORKER / 22-210 WORKER / 24-220 WORKER / 24-250 WORKER / 26-300 WORKER / 31-320 CONSTELLATION	

## KPGRS9041

1. 6-5-28-127
2. GR1041
3. RGF622

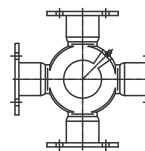


**A = 86,0**  
**ØB = 101,7**

### Cruzeta

## KPCZ270

1. 5-281XS
2. CR1008
3. CZ270



Montadora	Nº Original	Tubo = Ø114,3x6,5	Aplicação
Agrale	-	9200	
Ford	-	Cargo 1532E / 4030	
Mercedes Benz	-	O400 RS - RSD - RSE / 1316L	
Navistar	-	9200 16TON - 24TON / 9800 50TON	
Scania	-	R112 / T112 / T113	
Volkswagen	-	18-130 Titan / 40-300	
Volvo	-	B10R / N10 / N12 / NL10 / NL12	

## KPGRS9042

1. 6-28-407
2. GR1042
3. RGF626

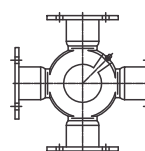


**A = 77,0**  
**ØB = 107,8**

### Cruzeta

## KPCZ273

1. 5-280XS
2. CR1015
3. CZ273



Montadora	Nº Original	Tubo = Ø114,3x3,4	Aplicação
Ford	-	Cargo 1521-1621-1624-1630-2321-2324-2422-2425-2428-2630-3021-3224-3530	
IVECO	-	Eurocargo 230 E22 - 230E 24	
Mercedes Benz	-	1623L / 1623LS / 1723LS / OH1623	
Navistar	-	4700 16TON / 4900 16TON - 24TON / 9200 24TON / 9800 50TON	
Volkswagen	-	16-300 / 17-240OT / 17-260OT / 17-300 / 17-310 18-310OT / 18-320OT / 23-220 / 23-310 / 24-220 WORKER / 24-250 WORKER / 26-220 WORKER / 26-260 WORKER / 26-280 CONSTELLATION / 26-300 WORKER / 26-310 WORKER / 35-300	

## KPGRS9043

1. 501043
2. GR1043
3. HGF620

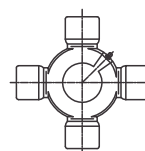


**A = 124,0**  
**ØB = 120,6**

### Cruzeta

## KPCZ232

1. SPL250-1XS
2. CR1013
3. CZ232



Montadora	Nº Original	Tubo = Ø132,0x6,0	Aplicação
IVECO	-	450E32T Cavalinho / Cursor 450E37 - 8190E21 - 8450E31 / Eurotech HM200E37 / HM450E37 / HD380S Strallis / Power Star	
Mercedes Benz	-	O500M - MA - RS - RSD - UA / 1632L - LS / 1634LS / 1728 Atego / 1933 Axor / 2638L - LS - LK / 2726LS / 2831LS Axor	
Volkswagen	-	Constellation 19-320 - 19-370 - 25-370 - 31-320	
Volvo	-	370 / B380E / FH12 / FM10 / FM12 / NH12 / VM310	



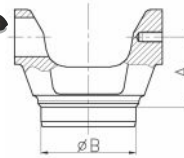
## Garfo de Tubo para Soldar Fixação por Parafuso

### KPGRS9044

1. 140-28-17
2. GR1044
3. RGF623



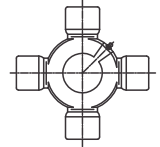
A = 89,0  
 ØB = 100,5



Cruzeta

### KPCZ290

1. SPL140-1XS
2. CR1310
3. CZ290



Montadora	Nº Original	Tubo = Ø110,0x5,0	Aplicação
Mercedes Benz	-	O550R - U / 1419 Atego / 1620E / 1718 / 1719 Atego - Atron / 1725 Atron / 1725 Atego / 1726 Atego / 1729 Atego / 2324 Atron / 2423B - K / 2425 Atego / 2426 Atego / 2429 Atego / OF1721 / OF1722	
Volvo	-	VM210 / VM220 / VM260 / VM270	

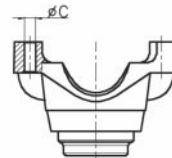
## Terminal de Acoplamento Fixação por Grampos

### KPGFL9080

1. BA201385-X
2. FL1080
3. x-x-x



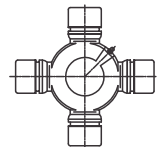
A = 36,0  
 B = 73,0  
 ØC = 7,9  
 ØD = 29,0  
 ØE = 27,0  
 NºFuros = 4  
 Estrias = 26



Cruzeta

### KPCZ121

1. 5-153XS
2. CR1001
3. CZ121



Montadora	Nº Original	Aplicação
Ford	BC8C4851A	F100 / F1000 / Jeep / Pick-Up / Rural de 69 em diante
GM	7325079	C14 / C16
Volkswagen	2994044	D400 de 69 em diante

### KPGFL9081

1. 04-269-1C
2. FL1081
3. x-x-x

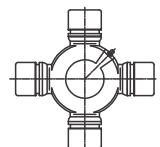


A = 36,0  
 B = 73,0  
 ØC = 7,9  
 ØD = 33,9  
 ØE = 30,8  
 NºFuros = 4  
 Estrias = 30

Cruzeta

### KPCZ121

1. 5-153XS
2. CR1001
3. CZ121



Montadora	Nº Original	Aplicação
GM	3852985	A/C/D 10 / 14 / 15
Ford	-	F-350
Volkswagen	2994004	D400 / D100 de 69 em diante

### KPGFL9082

1. 4-4-7901-2
2. FL1082
3. HTM620



A = 53,8  
 B = 113,5  
 ØC = 10,0  
 ØD = 38,1  
 ØE = 34,7  
 NºFuros = 4  
 Estrias = 10

Contrapeça

### KPPTM8030

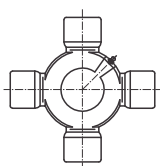
1. 3-53-1881
2. PT1030
3. RPT602



Cruzeta

### KPCZ256

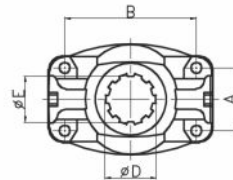
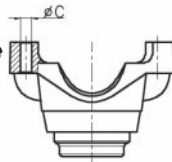
1. 5-275XS
2. CR1006
3. CZ256



Montadora	Nº Original	Aplicação
Mercedes Benz	0004100530	814LO / 914L / 1114L



# Terminal de Acoplamento Fixação por Grampos



## KPGFL9083

1. 4-4-6031-1
2. FL1083
3. HTM641



A = 53,8  
 B = 113,5  
 $\varnothing C = M10 \times 1$   
 $\varnothing D = 44,5$   
 $\varnothing E = 39,5$   
 N° Furos = 4  
 Estrias = 10

### Contrapeça

## KPPTM8024

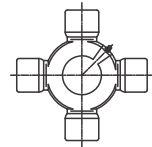
1. 4-53-341
2. PT1024
3. HPT630



### Cruzeta

## KPCZ256

1. 5-275XS
2. CR1006
3. CZ256



Montadora	N° Original	Aplicação
Ford	-	F12000 / F12000L / F14000 / F14000HD / Cargo 1119
IVECO	-	Eurocargo 120E 15N
Mercedes Benz	0004101230	712C / 914C / 1214C / 1214K / LO914
Volkswagen	2VF521211	10-160 / 12-140T / 12-170BT / 12-190E / 13-150 / 13-170 / 13-180 CONSTELLATION - WORKER / 15-170 WORKER / 15-180 / 8-160OD / 8-160 / 9-160OD / 9-160

## KPGFL9084

1. 4-4-2051-1
2. FL1084
3. HTM611



A = 53,8  
 B = 113,5  
 $\varnothing C = 3/8" \times 24\text{fpp}$   
 $\varnothing D = 38,1$   
 $\varnothing E = 34,7$   
 N° Furos = 4  
 Estrias = 10

### Contrapeça

## KPPTM8030

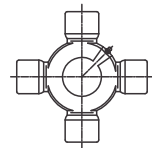
1. 3-53-1881
2. PT1030
3. RPT602



### Cruzeta

## KPCZ256

1. 5-275XS
2. CR1006
3. CZ256



Montadora	N° Original	Aplicação
GM	94648404 52270198	A/C/D 64 - 65 - 68 - 74 - 75 - 78 - 85 - 88 - 95 - 98

## KPGFL9085

1. 4-4-6031-2
2. FL1085
3. HTM604



A = 53,8  
 B = 113,5  
 $\varnothing C = 10,2$   
 $\varnothing D = 44,4$   
 $\varnothing E = 39,5$   
 N° Furos = 4  
 Estrias = 10

### Contrapeça

## KPPTM8024

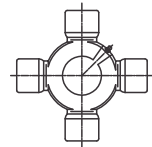
1. 4-53-341
2. PT1024
3. HPT630



### Cruzeta

## KPCZ256

1. 5-275XS
2. CR1006
3. CZ256



Montadora	N° Original	Aplicação
Ford	-	Cargo 2217 - 2218 / F12000 / F14000
Volkswagen	-	14-170 / 16-170 / 8-160OD / 9-160OD

## KPGFL9086

1. 5-4-7171-1
2. FL1086
3. HTM605



A = 63,5  
 B = 122,0  
 $\varnothing C = 3/8" \times 24\text{fpp}$   
 $\varnothing D = 45,5$   
 $\varnothing E = 42,3$   
 N° Furos = 4  
 Estrias = 34

### Contrapeça

## KPPTM8025

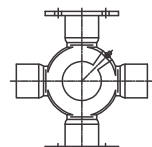
1. 90-53-11
2. PT1025
3. RPT623



### Cruzeta

## KPCZ264

1. 5-438XS
2. CR1007
3. CZ264



Montadora	N° Original	Aplicação
Ford	88HU4865A	Cargo 1419 - 1422 - 1618 - 1619 - 1621 - 1622 - 1722E - 2221 - 2319 - 2322 - 2324 / B1618 / F14000 / F16000
GM	93276288	12-170 / 14-190 / 15-190 / 16-220
IVECO	7149143	Eurocargo 150E 20 - 160E 23 - 170E 22
Volkswagen	TE3521211	14-200 / 14-210 / 16-180 / 16-210 / 16-210CO / 16-220 / 17-220 / 22-210

## KPGFL9087

1. 90-4-11-1
2. FL1087
3. HTM624



A = 59,0  
 B = 115,0  
 $\varnothing C = 3/8" \times 24\text{fpp}$   
 $\varnothing D = 45,5$   
 $\varnothing E = 42,3$   
 N° Furos = 4  
 Estrias = 34

### Contrapeça

## KPPTM8025

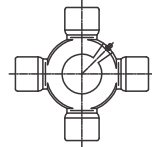
1. 90-53-11
2. PT1025
3. RPT623



### Cruzeta

## KPCZ271

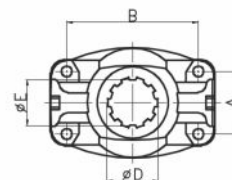
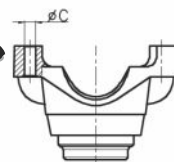
1. SPL90-1XS
2. CR1017
3. CZ271



Montadora	N° Original	Aplicação
Agrale	-	13000E
Ford	-	CARGO 1319 - 1517E - 1519 - 1719
GM	-	13000 - 8700S
Mercedes Benz	-	1315 Atego / 1319 Atron / 1418 Atego / OF1218
Volkswagen	2TG521211	13-190 / 13-190 Worker - Constellation / 15-190 / 15-190OD Worker - Constellation / 16-200 / 17-190 Worker - Constellation / 17-210 / 17-210OD / 17-230OD



## Terminal de Acoplamento Fixação por Grampos



### KPGFL9088

- 3-4-3091-2
- FL1088
- HTM603



A = 54,0  
B = 94,0  
ØC = 10,3  
ØD = 38,1  
ØE = 34,7  
NºFuros = 4  
Estrias = 10

### Contrapeça

### KPPTM8032

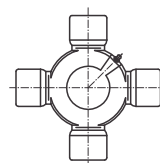
- 3-53-1821
- PT1032
- RPT629



### Cruzeta

### KPCZ254

- 5-263XS
- CR1005
- CZ254



### Montadora

### Nº Original

### Aplicação

Ford	87TU4865AA	F700 / F750 / F7000 / F11000 / F12000 / F13000 / F14000HD / F14000 / F19000 / F21000 / Cargo 2217 - 2218
Mercedes Benz	0004100330	709L / 710L / 809LO / 812LO / 912L

### KPGFL9089

- 90-4-311-1
- FL1089
- x-x-x

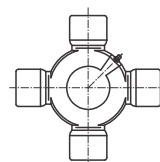


A = 59,0  
B = 115,0  
ØC = 10,0  
ØD = 51,4  
ØE = 48,7  
NºFuros = 4  
Estrias = 39

### Cruzeta

### KPCZ271

- SPL90-1XS
- CR1017
- CZ271



### Montadora

### Nº Original

### Aplicação

Agrale	6112009009009	13000 / MA12.0 / MA15.0 / MT14.0
Ford	BG8X4815AA	Cargo 1215 - 1216 - 1217 - 1315 - 1317 - 1415 - 1416 - 1516 - 1517 - 1521 - 1617 - 1618 - 1621 - 1622 - 1630 - 1716 - 1717 - 1717E - 1721 - 172 - 1722E - 1723 - 2421 - 2422E - 2423 - 2428E - 2429 / 3530 / F16000
IVECO	93321909	Eurocargo 150E 18 - 160E 21 - 170E 22 - 230E 22 - 230E 24 / Tector 170E 22 - 170E25 / Scudato CC118E 20 - CC170E 22 / 170E 28 / 170E 30 / 240E 24
Volkswagen	2TG525283	12-170 / 13-150 / 13-170 / 13-180 / 13-190 / 14-140 / 14-170 / 14-200 / 14-210 / 15-170 / 15-180 / 15-180EOD / 15-180E / 15-190 / 15-190EOD / 16-170BT / 16-170 / 16-200BT / 16-200 / 16-210 / 16-210BT - CO / 16-220 / 16-300 / 17-190 Coleta / 17-210 / 17-210CO - OD / 17-220 / 17-220CO / 17-230 Worker - EOD - OD / 17-230E / 17-240OT / 17-240E / 17-250 Constellation / 17-260OT / 17-260E / 17-280 / 17-280 Worker / 17-300 / 17-310 / 18-310OT / 15-320EOT / 23-210 / 23-220 / 23-230 / 23-250E / 23-310 / 24-230 Worker / 24-250E Constellation / 24-280 / 24-280 Worker / 35-300

### KPGFL9090

- 3-4-11831-2
- FL1090
- HTM610



A = 45,7  
B = 95,2  
ØC = 8,3  
ØD = 38,1  
ØE = 34,7  
NºFuros = 4  
Estrias = 10

### Contrapeça

### KPPTM8030

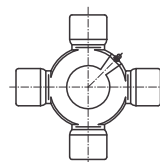
- 3-53-1881
- PT1030
- RPT602



### Cruzeta

### KPCZ210

- 5-160XS
- CR1004
- CZ210



### Montadora

### Nº Original

### Aplicação

Agrale	-	1800MA / 4500D / 5000D / 5010 / 6000 / 7000D - DX / 7500TD / MA5.5T
Marcopolo	-	VOLARE A5 / A6 / A8
Mercedes Benz	0004100230	709L / 710L

### KPGFL9091

- 6-4-7141-1
- FL1091
- HTM618



A = 71,4  
B = 142,0  
ØC = 1/2"x20fpp  
ØD = 50,8  
ØE = 47,4  
NºFuros = 4  
Estrias = 38

### Contrapeça

### KPPTM8035

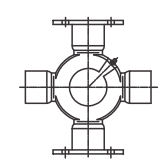
- 6-53-421
- PT1035
- RPT636



### Cruzeta

### KPCZ274

- 5-515XS
- CR1011
- CZ274



### Montadora

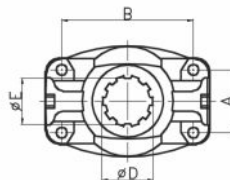
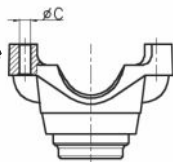
### Nº Original

### Aplicação

Ford	BX1F4865A	Cargo 1624 - 1630 - 2321 - 2324 - 2422 - 2425 - 2428 - 2630
IVECO	500054302 503355876	Eurocargo 160E 23 - 160E 24 - 230E 22 - 230E 24
Mercedes Benz	0004110345	1623L / 1623LS / 1723
Navistar	-	4700 16TON / 4900 16TON - 24TON
Volkswagen	TMJ521211	16-300 / 17-300 / 17-310 / 24-220 Worker / 25-250 Worker / 24-280 Constellation / 26-220 Worker / 26-300 Worker / 26-310 Worker



## Terminal de Acoplamento Fixação por Grampos



### KPGFL9095

1. 140-4-1381-1
2. FL1095
3. HTM619



A = 76,2  
B = 113,5  
ØC = M12x1,25  
ØD = 49,7  
ØE = 47,3  
NºFuros = 4  
Estrias = 38

#### Contrapeça

### KPPTM8037

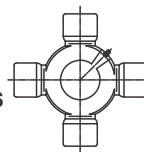
1. 140-53-11
2. PT1037
3. RPT634



#### Cruzeta

### KPCZ290

1. SPL140-1XS
2. CR1310
3. CZ290



#### Montadora Nº Original

Mercedes Benz 0004110945  
0004110930  
0004102230

Volvo 20522875

#### Aplicação

1419 Atego / 1620E / 1718 / 1719 Atego - Atron / 1725 Atego /  
1726 Atego / 1729 Atego / 2423 Atron / 2429 Atego / OF1721 / OF1722

VM210 / VM220 / VM260 / VM270

### KPGFL9367

1. 04-870-1
2. FL1367
3. x-x-x

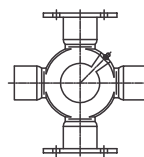


A = 63,5  
B = 122,0  
ØC = M10x1,0  
ØD = 46,2  
ØE = 41,2  
NºFuros = 4  
Estrias = 16

#### Cruzeta

### KPCZ264

1. 5-438XS
2. CR1007
3. CZ264



#### Montadora Nº Original

Mercedes Benz 3842627245

#### Aplicação

1218L / 1418EL - LK - LRLK / 1618L - LK / 1718A - K / 2318

### KPGFL9370

1. 04-852-1
2. FL1370
3. HTM601



A = 63,5  
B = 122,0  
ØC = M10x1  
ØD = 45,5  
ØE = 42,3  
NºFuros = 4  
Estrias = 34

#### Contrapeça

### KPPTM8025

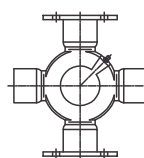
1. 90-53-11
2. PT1025
3. RPT623



#### Cruzeta

### KPCZ264

1. 5-438XS
2. CR1007
3. CZ264



#### Montadora Nº Original

Mercedes Benz 0004100430

#### Aplicação

1218L - LK / 1418L - LK - EL / 1618L - LK / 1620LK / 1718K /  
1720K / 2318 / OF1318 / OF1618 / OF1620

### KPGFL9371

1. 04-857-1
2. FL1371
3. x-x-x



A = 63,5  
B = 122,0  
ØC = M10x1  
ØD = 55,2  
ØE = 50,1  
NºFuros = 4  
Estrias = 26

#### Contrapeça

### KPPTM8334

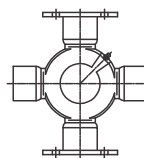
1. 54-556C
2. PT1334
3. RPT605



#### Cruzeta

### KPCZ264

1. 5-438XS
2. CR1007
3. CZ264



#### Montadora Nº Original

Mercedes Benz 3843537045

#### Aplicação

1218 / 1418L - LK / 1618L - LK / 1620LK / 1718K / 2318 / OF1318 / OF1620

### KPGFL9372

1. 04-898-1
2. FL1372
3. HTM609



A = 59,0  
B = 115,0  
ØC = M10x1  
ØD = 45,5  
ØE = 42,3  
NºFuros = 4  
Estrias = 34

#### Contrapeça

### KPPTM8025

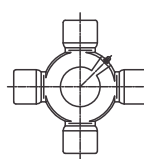
1. 90-53-11
2. PT1025
3. RPT623



#### Cruzeta

### KPCZ271

1. SPL90-1XS
2. CR1017
3. CZ271



#### Montadora Nº Original

Agrale -

13000

Mercedes Benz 0004100930

1016 Accelo / 1214C / 1214 Cara Chata / 1215C / 1215 Cara Chata / 1218L - LR /  
1318E - LK / 1418L - K - LR / 1518 Atego / 1620L / 1718 Atego / 1720 / L1318E /  
OF1417 / OF1418 / OF1519 / OF1721

### KPGFL9373

1. 04-897-1
2. FL1373
3. x-x-x

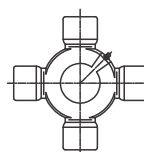


A = 59,0  
B = 115,0  
ØC = M10x1  
ØD = 50,0  
ØE = 46,1  
NºFuros = 4  
Estrias = 24

#### Cruzeta

### KPCZ271

1. SPL90-1XS
2. CR1017
3. CZ271

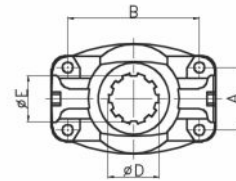
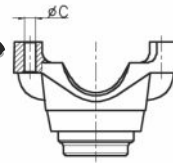


#### Montadora Nº Original

Mercedes Benz 6942627045

#### Aplicação

1218L / 1418L / 1618L / 1620L



### KPGFL9374

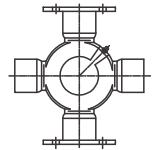
1. 04-879-1
2. FL1374
3. x-x-x



A = 63,5  
B = 122,0  
ØC = M10x1  
ØD = 50,0  
ØE = 46,1  
NºFuros = 4  
Estrias = 24

### KPCZ264

1. 5-438XS
2. CR1007
3. CZ264



**Montadora** N° Original

Mercedes Benz 0002647945

1218L - LK / 1418K - LR - LRLK - EL - LK / 1620LK / 1718K / OF1318 / OF1320 / OF1618 / OF1620 / OF1721 / OH1421 / OH1621 / ZFS5-680 / ZFS6-680

**Aplicação**

### KPGFL9375

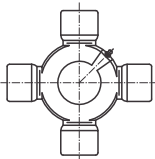
1. 04-792-2
2. FL1375
3. x-x-x



A = 45,7  
B = 95,2  
ØC = 8,3  
ØD = 40,6  
ØE = 35,7  
NºFuros = 4  
Estrias = 14

### KPCZ210

1. 5-160XS
2. CR1004
3. CZ210



**Montadora** N° Original

Mercedes Benz 6883507045

**Aplicação**

709L

### KPGFL9376

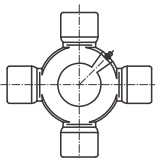
1. 04-794-2
2. FL1376
3. x-x-x



A = 54,0  
B = 94,0  
ØC = 10,0  
ØD = 40,6  
ØE = 35,7  
NºFuros = 4  
Estrias = 14

### KPCZ254

1. 5-263XS
2. CR1005
3. CZ254



**Montadora** N° Original

Mercedes Benz 6883507145

**Aplicação**

809LO / 812LO / 912L

### KPGFL9377

1. 04-895-1
2. FL1377
3. x-x-x



A = 59,0  
B = 115,0  
ØC = M10x1  
ØD = 55,2  
ØE = 50,1  
NºFuros = 4  
Estrias = 26

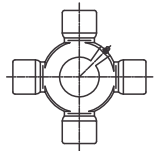
### KPPTM8334

1. 54-556C
2. PT1334
3. RPT605



### KPCZ271

1. SPL90-1XS
2. CR1017
3. CZ271



**Montadora** N° Original

Mercedes Benz 6943537045

**Aplicação**

1218 / 1418 / OF1417 / OF1418

### KPGFL9378

1. 04-915-1
2. FL1378
3. x-x-x



A = 59,0  
B = 115,0  
ØC = M10x1  
ØD = 55,2  
ØE = 50,1  
NºFuros = 4  
Estrias = 26

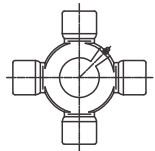
### KPPTM8334

1. 54-556C
2. PT1334
3. RPT605



### KPCZ271

1. SPL90-1XS
2. CR1017
3. CZ271



**Montadora** N° Original

Mercedes Benz 3843537145

**Aplicação**

1215C / 1215 Cara Chata / 1218L / 1318L - LK / 1418L / 1620L - LK / OF1721

### KPGFL9379

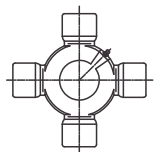
1. 04-896-1
2. FL1379
3. x-x-x



A = 59,0  
B = 115,0  
ØC = M10x1  
ØD = 50,0  
ØE = 46,1  
NºFuros = 4  
Estrias = 24

### KPCZ271

1. SPL90-1XS
2. CR1017
3. CZ271



**Montadora** N° Original

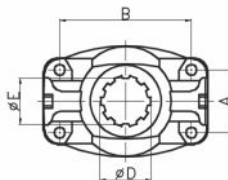
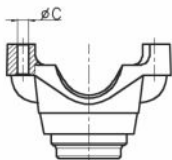
Mercedes Benz 0002623445  
B954711809504

**Aplicação**

1218LR / 1418L / 1720 / 1748 / 1620L / 1645L / 1651L



## Terminal de Acoplamento Fixação por Grampos



### KPGFL9380

1. 04-856-1
2. FL1380
3. x-x-x



A = 63,5  
B = 122,0  
ØC = M10x1  
ØD = 55,2  
ØE = 50,1  
NºFuros = 4  
Estrias = 26

#### Contrapeça

### KPPTM8334

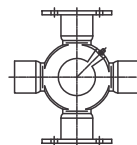
1. 54-556C
2. PT1334
3. RPT605



#### Cruzeta

### KPCZ264

1. 5-438XS
2. CR1007
3. CZ264



**Montadora** Nº Original

Mercedes Benz 3863537045

**Aplicação**

1618

### KPGFL9381

1. 100-4-1301-1X
2. FL1381
3. x-x-x

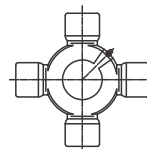


A = 59,0  
B = 115,0  
ØC = 3/8"x24fpp  
ØD = 51,4  
ØE = 48,7  
NºFuros = 4  
Estrias = 39

#### Cruzeta

### KPCZ271

1. SPL90-1XS
2. CR1017
3. CZ271



**Montadora** Nº Original

Mercedes Benz 3863530645  
0003531045

**Aplicação**

1620L / 1718K Atego / 1720K / 1721 / 1732 / 1736

### KPGFL9470

1. 04-178C
2. FL1470
3. HTM617



A = 62,0  
B = 126,0  
ØC = M12  
ØD = 54,8  
ØE = 51,4  
NºFuros = 4  
Estrias = 22

#### Contrapeça

### KPPTM8430

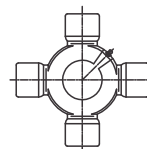
1. 54-435
2. PT1430
3. HPT635



#### Cruzeta

### KPCZ251

1. 5-12276XS
2. CR1401
3. CZ251



**Montadora** Nº Original

Scania 202805  
190027

**Aplicação**

BR111 / F112 / F113 / L101 / L110 / L111 / LKS111 / LS101 /  
LS110 / LS111 / R112 / S112 / T112

### KPGFL9471

1. 04-360C
2. FL1471
3. HTM615



A = 68,0  
B = 132,0  
ØC = M14  
ØD = 54,8  
ØE = 51,4  
NºFuros = 4  
Estrias = 22

#### Contrapeça

### KPPTM8431

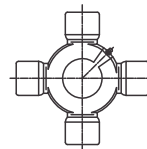
1. 54-470
2. PT1431
3. x-x-x



#### Cruzeta

### KPCZ255

1. 5-12278XS
2. CR1009
3. CZ255



**Montadora** Nº Original

Scania 202382  
208382  
208513

**Aplicação**

L110 / L111 / LS110 / LS111 / LT111 / R112 / R142 / T112 / T113 / T142

### KPGFL9472

1. 04-637C
2. FL1472
3. x-x-x



A = 68,0  
B = 132,0  
ØC = M14  
ØD = 54,8  
ØE = 51,4  
NºFuros = 4  
Estrias = 22

#### Contrapeça

### KPPTM8431

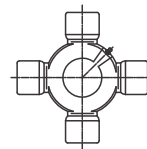
1. 54-470
2. PT1431
3. x-x-x



#### Cruzeta

### KPCZ255

1. 5-12278XS
2. CR1009
3. CZ255



**Montadora** Nº Original

Scania 234084

**Aplicação**

LK111 / LK141 / T112 / R142 / T142

### KPGFL9473

1. x-x-x
2. FL1473
3. x-x-x



A = 85,0  
B = 132,0  
ØC = M12  
ØD = 59,8  
ØE = 56,4  
NºFuros = 4  
Estrias = 24

#### Contrapeça

### KPPTM8432

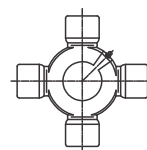
1. x-x-x
2. PT1432
3. x-x-x



#### Cruzeta

### KPCZ265

1. 5-12062XS
2. CR1010
3. CZ265



**Montadora** Nº Original

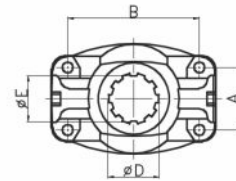
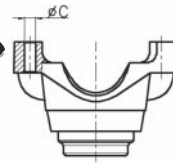
Scania 1308761  
2117367

**Aplicação**

H113 / P500 / R113 / R124 / T113 / T114



## Terminal de Acoplamento Fixação por Grampos



**KPGFL9474**

1. x-x-x
2. FL1474
3. x-x-x



A = 111,0  
B = 162,0  
ØC = M14  
ØD = 59,8  
ØE = 56,4  
NºFuros = 4  
Estrias = 24

Contrapeça

**KPPTM8433**

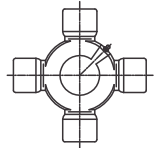
1. 54-667
2. PT1433
3. x-x-x



Cruzeta

**KPCZ280**

1. 5-12949X
2. CR1403
3. CZ280



**Montadora Nº Original**

Scania 1319646

**Aplicação**

9114 / P600 / R113 / R114 / R124 / T113 / T114 / T143

**KPGFL9476**

1. 04-965C
2. FL1476
3. x-x-x



A = 95,0  
B = 126,0  
ØC = M12  
ØD = 59,8  
ØE = 56,4  
NºFuros = 4  
Estrias = 24

Contrapeça

**KPPTM8432**

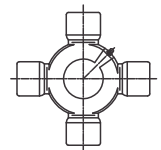
1. x-x-x
2. PT1432
3. x-x-x



Cruzeta

**KPCZ277**

1. 5-12072XS
2. CF1402
3. CZ277



**Montadora Nº Original**

Scania 385984

**Aplicação**

P114 / P500 / R114 / R124 / T113 / T114 / T143

**KPGFL9477**

1. x-x-x
2. FL1477
3. x-x-x



A = 95,0  
B = 126,0  
ØC = M12  
ØD = 54,8  
ØE = 51,4  
NºFuros = 4  
Estrias = 22

Contrapeça

**KPPTM8430**

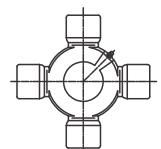
1. 54-435
2. PT1430
3. HPT635



Cruzeta

**KPCZ277**

1. 5-12072XS
2. CF1402
3. CZ277



**Montadora Nº Original**

Scania 385983

**Aplicação**

P114 / P500 / R114 / R124 / T113 / T114 / T143

**KPGFL9478**

1. x-x-x
2. FL1478
3. x-x-x



A = 95,0  
B = 126,0  
ØC = M12  
ØD = 54,8  
ØE = 51,4  
NºFuros = 4  
Estrias = 22

Contrapeça

**KPPTM8430**

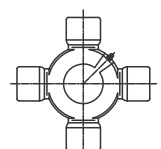
1. 54-435
2. PT1430
3. HPT635



Cruzeta

**KPCZ277**

1. 5-12072XS
2. CF1402
3. CZ277



**Montadora Nº Original**

Scania 1325900

**Aplicação**

P114 / P500 / R114 / R124 / T113 / T114 / T143

**KPGFL9479**

1. x-x-x
2. FL1479
3. x-x-x



A = 95,0  
B = 126,0  
ØC = M12  
ØD = 59,8  
ØE = 56,4  
NºFuros = 4  
Estrias = 24

Contrapeça

**KPPTM8432**

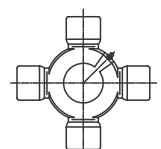
1. x-x-x
2. PT1432
3. x-x-x



Cruzeta

**KPCZ277**

1. 5-12072XS
2. CF1402
3. CZ277



**Montadora Nº Original**

Scania 390237

**Aplicação**

P114 / P500 / R114 / R124 / T113 / T114 / T143

**KPGFL9572**

1. x-x-x
2. FL1572
3. x-x-x



A = 42,0  
B = 76,0  
ØC = 10,0  
ØD = 28,2  
ØE = 26,4  
NºFuros = 4  
Estrias = 27

Contrapeça

**KPPTM8435**

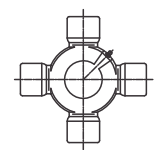
1. x-x-x
2. PT1535
3. x-x-x



Cruzeta

**KPCZ208**

1. 5-178XS
2. CR1501
3. CZ208

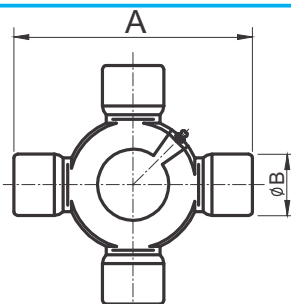


**Montadora Nº Original**

Toyota 4125198004

**Aplicação**

Bandeirantes / Jeep - Pick-Up



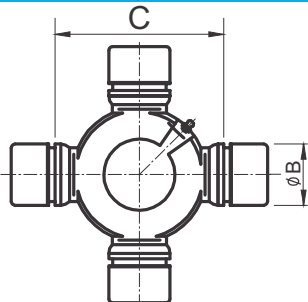
## FIXAÇÃO EXTERNA POR PRESILHAS NAS QUATRO CASTANHAS

### MEDIDAS IMPORTANTES

DISTÂNCIA DE TOPO A TOPO (A) E DIÂMETRO EXTERNO DA CASTANHA

### COMO USAR A RÉGUA:

- Posicionar um dos topos da cruzeta (A) na seta nº1 da régua e efetuar a leitura da cruzeta correspondente na escala azul.
- Posicionar o diâmetro (B) da castanha na seta nº3 da régua e efetuar a leitura da letra correspondente ao diâmetro.



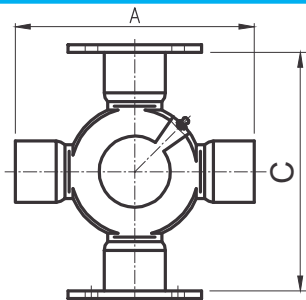
## FIXAÇÃO INTERNA POR PRESILHAS NAS QUATRO CASTANHAS

### MEDIDAS IMPORTANTES

DISTÂNCIA ENTRE CANAIS DAS CASTANHAS E DIÂMETRO EXTERNO DA CASTANHA

### COMO USAR A RÉGUA:

- Posicionar um dos topos de encaixe do lado interno (A) na seta nº3 da régua e efetuar a leitura no outro canal na escala laranja.
- Posicionar o diâmetro da castanha (B) na seta nº3 da régua e efetuar a leitura da letra correspondente ao diâmetro.



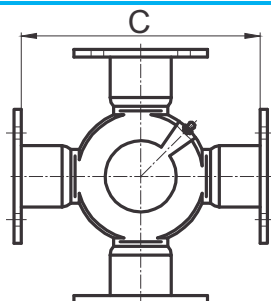
## FIXAÇÃO EXTERNA POR PRESILHAS NAS DUAS CASTANHAS SEM CHAPA E FIXAÇÃO POR PARAFUSOS NAS DUAS CASTANHAS COM CHAPAS

### MEDIDAS IMPORTANTES

TOPO A TOPO DAS CASTANHAS, TOPO A TOPO ENTRE CHAPAS

### COMO USAR A RÉGUA:

- Posicionar um dos topos da cruzeta (C) na seta nº1 da régua e efetuar a leitura da cruzeta correspondente na escala azul.



## FIXAÇÃO POR PARAFUSOS NAS QUATRO CASTANHAS

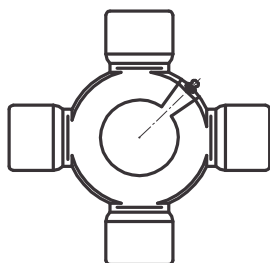
### MEDIDAS IMPORTANTES

TOPO A TOPO ENTRE CHAPAS

### COMO USAR A RÉGUA:

- Posicionar um dos topos da cruzeta (C) na seta nº1 da régua e efetuar a leitura da cruzeta correspondente na escala azul.

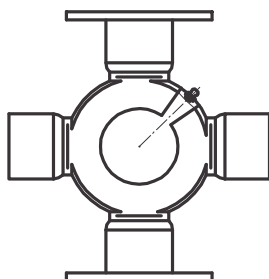
## PRECAUÇÕES PARA MONTAGEM E LUBRIFICAÇÃO



### NÃO USAR A CRUZETA SEM ANTES LUBRIFICÁ-LA

Usar a graxa tipo EP-2 à base de sabão de Lítio.

A graxa existente na cruzeta não é suficiente para lubrificação com ela trabalhando.

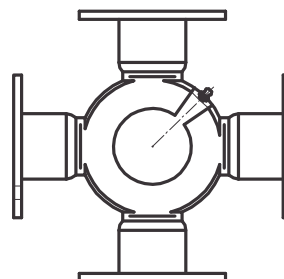


### EM CONDIÇÃO:

**Normal de trabalho:**  
Lubrificar a cada 10.000 / 13.000 km

**Severa de trabalho:**  
Lubrificar a cada 3.500 / 5.000 km

**Ultrassevera de trabalho:**  
Lubrificar a cada 500 km



### OBSERVAR:

Que a graxa nova saia pelos quatro retentores.

Que os roletes não fiquem caídos no fundo da castanha.



Nº Lontra	Montadora	Pág.
KPCZ120	Ford - GM - Volvo	3
KPCZ121	DAF - Dodge - Ford - GM - Iveco Toyota - Troller - VW - Volvo	3
KPCZ124	DAF - Ford Cargo - VW	3
KPCZ130	Toyota	3
KPCZ132	Mitsubishi	4
KPCZ139	Toyota	4
KPCZ146	Toyota - Mitsubishi	4
KPCZ155	Nissan	4
KPCZ170	Hyundai	4
KPCZ171	Asia - Kia	4
KPCZ172	Asia - Kia	5
KPCZ177	Ford	5
KPCZ201	Land Rover	5
KPCZ208	Toyota	5
KPCZ210	Agrale-DAF-Ford-GM-Iveco-MBB-VW-Volvo	5
KPCZ213	DAF - Iveco - MAN - VW - Volvo	6
KPCZ214	Iveco - MAN - VW - Volvo	6
KPCZ221	Ford - Iveco - Scania - Volvo	6
KPCZ227	DAF - MBB	6
KPCZ228	MBB	7
KPCZ229	MBB	7
KPCZ230	DAF - MBB	7
KPCZ231	DAF - MBB - VW	7
KPCZ232	Iveco - MBB - VW - Volvo	7
KPCZ251	DAF - Scania	8
KPCZ252	Agrale-DAF-Dodge-Ford-GM-Scania-Troller-VW	8
KPCZ254	Agrale - DAF - Ford - GM - MBB - VW	8
KPCZ255	DAF - Scania - Volvo	8
KPCZ256	Agrale - DAF - Ford C - Ford F - GM Iveco - MBB - VW - Volvo	9
KPCZ257	Volvo	9
KPCZ264	DAF - GM - Iveco - MBB - VW - Volvo	9

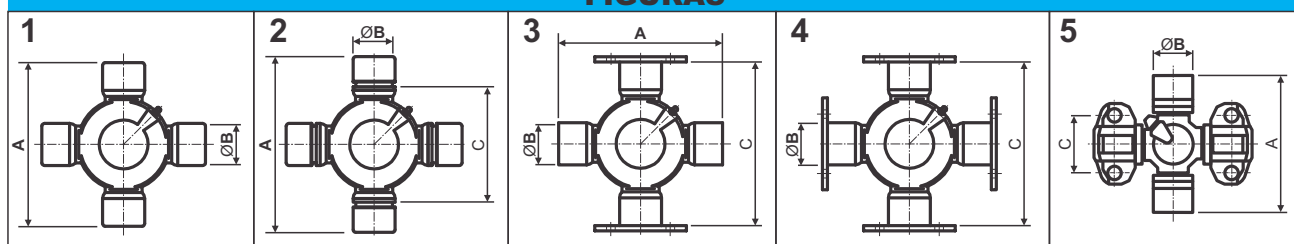
Nº Lontra	Montadora	Pág.
KPCZ265	DAF - MBB - Scania - Volvo	9
KPCZ266	Agrale	10
KPCZ270	MBB - Scania - Volvo	10
KPCZ271	Agrale - Ford - GM - Iveco - MBB - VW	10
KPCZ272	Ford C - MBB - VW - Volvo	10
KPCZ273	MBB - VW	10
KPCZ274	Agrale - DAF - Ford C - Iveco - MBB - VW	11
KPCZ276	MBB	11
KPCZ277	DAF - Scania	11
KPCZ278	MBB	11
KPCZ280	DAF - Scania	11
KPCZ284	MBB - Volvo	12
KPCZ285	Mitsubishi	12
KPCZ286	DAF - MBB	12
KPCZ288	DAF - MBB	12
KPCZ290	MBB - Volvo	12
KPCZ291	Ford - Nissan	12
KPCZ292	Ford - VW	13
KPCZ293	Ford - Nissan - Toyota	13
KPCZ294	Kia - Nissan	13
KPCZ295	Toyota	13
KPCZ296	Toyota	13
KPCZ297	Toyota	14
KPCZ298	Toyota	14
KPCZ299	Mitsubishi	14
KPCZ300	Toyota	14
KPCZ307	Scania - Volvo	14
KPCZ308	MBB - VW	15
KPCZ508	Ford - MBB	15
KPCZ512	MBB	15
KPCZ528	MBB	15





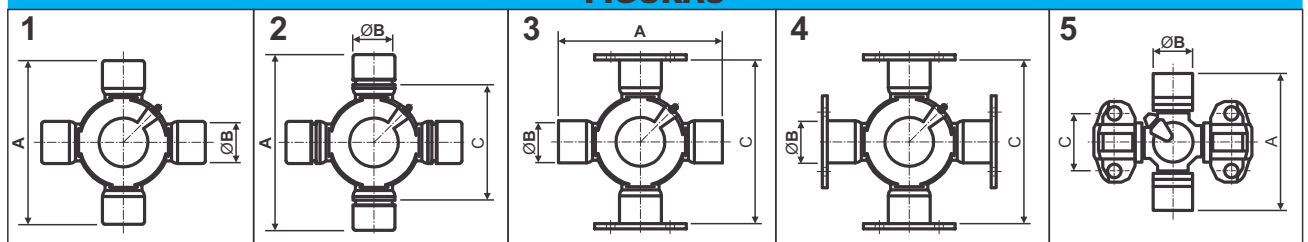
Nº Spicer	Nº Lontra	Nº MECPar	Stahl	Figura	A	ØB	C	Pág
1-2045005	KPCZ213	CR1084	CZ213	1	148	52,1	-	6
1-2060005	KPCZ214	CR1083	CZ214	1	165	59	-	6
5-12009X	KPCZ528	-	-	3	134,9	47,6	134,8	15
5-12018X	KPCZ276	CR1308	CZ276	2	166	69	89	11
5-12022X	KPCZ288	CR1312	CZ288	2	115	42	66,3	12
5-12062XS	KPCZ265	CR1010	CZ265	1	160,9	48	-	9
5-12072XS	KPCZ277	CR1402	CZ277	1	163,9	57	-	11
5-12100XS	KPCZ228	CR1302	CZ228	1	120,3	45	-	7
5-12213XS	KPCZ227	CR1301	CZ227	2	98	38	57,1	6
5-12219X	KPCZ229	CR1304	CZ229	1	125,6	48	-	7
5-12276XS	KPCZ251	CR1401	CZ251	1	150,5	44	-	8
5-12278XS	KPCZ255	CR1009	CZ255	1	164	50	-	8
5-12913X	KPCZ266	CR1930	CZ266	5	106,3	30,2	43	10
5-12924X	KPCZ230	CR1306	CZ230	1	133	52,1	-	7
5-12932X	KPCZ231	CR1307	CZ231	1	152	57	-	7
5-12949X	KPCZ280	CR1403	CZ280	1	-	-	-	11
5-153XS	KPCZ121	CR1001	CZ121	1	81,8	27	-	3
5-160XS	KPCZ210	CR1004	CZ210	1	106,3	30,2	-	5
5-165X	KPCZ221	CR1404	CZ221	1	141,9	41,2	-	6
5-178XS	KPCZ208	CR1501	CZ208	1	92	30,2	-	5
5-2373XS	KPCZ252	CR1003	CZ252	1	92	27	-	8
5-263XS	KPCZ254	CR1005	CZ254	1	106,2	34,9	-	8
5-275XS	KPCZ256	CR1006	CZ256	1	126,1	34,9	-	9
5-279XS	KPCZ124	CR1014	CZ124	4	-	47,6	59	3
5-280XS	KPCZ273	CR1015	CZ273	4	-	-	-	10
5-281XS	KPCZ270	CR1008	CZ270	4	-	49,2	191,8	10
5-310X	KPCZ120	CR1018	CZ120	1	61,9	27	-	3
5-438XS	KPCZ264	CR1007	CZ264	3	134,8	47,6	134,8	9
5-438XS	KPCZ177	-	-	3	134,9	47,6	134,8	5
5-4X	KPCZ201	CR1062	CZ201	1	74,6	27	-	5
5-510XS	KPCZ272	CR1016	CZ272	3	194,1	49,2	191,8	10
5-515XS	KPCZ274	CR1011	CZ274	3	157	49,2	154,7	11
5-618X	KPCZ291	-	CZ291	1	92,2	27	-	12
5-625X	KPCZ293	-	CZ293	1	81,8	27	-	13
5-641X	KPCZ292	-	CZ292	1	106,2	30,2	-	13
5-768X	KPCZ297	-	CZ297	1	81,8	27,2	-	14
5-77277X	KPCZ307	CR1037	CZ220	1	126,1	44	-	14
SPL140-1XS	KPCZ290	CR1310	CZ290	1	140	49,2	-	12
SPL170-1XS	KPCZ284	CR1012	CZ284	1	164	55	-	12
SPL250-1XS	KPCZ232	CR1013	CZ232	1	163	60	-	7
SPL55-1X	KPCZ508	-	-	1	126,1	34,9	-	15
SPL70-1X	KPCZ308	-	-	1	126,1	34,9	-	15
SPL90-1XS	KPCZ271	CR1017	CZ271	1	126,3	41,2	-	10

### FIGURAS





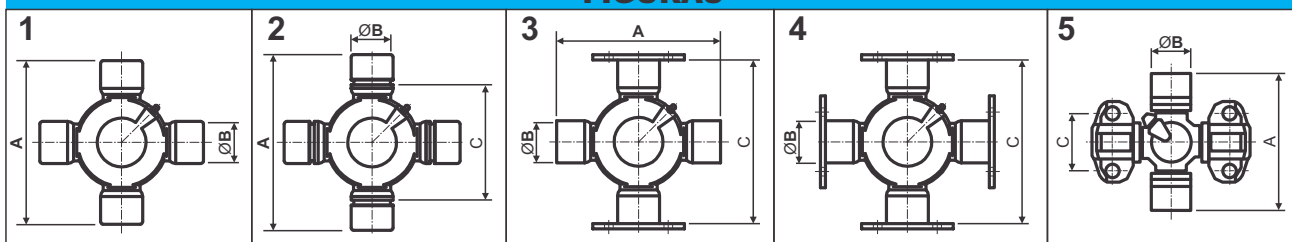
Stahl	Nº Lontra	Nº Spicer	Nº MECPar	Figura	A	ØB	C	Pág
CZ120	KPCZ120	5-310X	CR1018	1	61,9	27	-	3
CZ121	KPCZ121	5-153XS	CR1001	1	81,8	27	-	3
CZ124	KPCZ124	5-279XS	CR1014	4	-	47,6	59	3
CZ170	KPCZ170	-	CR1063	1	92	27	-	4
CZ171	KPCZ171	-	CR1059	2	73,5	26,5	47,2	4
CZ201	KPCZ201	5-4X	CR1062	1	74,6	27	-	5
CZ208	KPCZ208	5-178XS	CR1501	1	92	30,2	-	5
CZ210	KPCZ210	5-160XS	CR1004	1	106,3	30,2	-	5
CZ213	KPCZ213	1-2045005	CR1084	1	148	52,1	-	6
CZ214	KPCZ214	1-2060005	CR1083	1	165	59	-	6
CZ220	KPCZ307	5-77277X	CR1037	1	126,1	44	-	14
CZ221	KPCZ221	5-165X	CR1404	1	141,9	41,2	-	6
CZ227	KPCZ227	5-12213XS	CR1301	2	98	38	57,1	6
CZ228	KPCZ228	5-12100XS	CR1302	1	120,3	45	-	7
CZ229	KPCZ229	5-12219X	CR1304	1	125,6	48	-	7
CZ230	KPCZ230	5-12924X	CR1306	1	133	52,1	-	7
CZ231	KPCZ231	5-12932X	CR1307	1	152	57	-	7
CZ232	KPCZ232	SPL250-1XS	CR1013	1	163	60	-	7
CZ233	KPCZ132	-	-	1	641	25	-	4
CZ251	KPCZ251	5-12276XS	CR1401	1	50,5	44	-	8
CZ252	KPCZ252	5-2373XS	CR1003	1	92	27	-	8
CZ254	KPCZ254	5-263XS	CR1005	1	106,2	34,9	-	8
CZ255	KPCZ255	5-12278XS	CR1009	1	164	50	-	8
CZ256	KPCZ256	5-275XS	CR1006	1	126,1	34,9	-	9
CZ257	KPCZ257	-	CR1036	1	152,4	50	-	9
CZ264	KPCZ264	5-438XS	CR1007	3	134,8	47,6	134,8	9
CZ265	KPCZ265	5-12062XS	CR1010	1	160,9	48	-	9
CZ266	KPCZ266	5-12913X	CR1930	5	106,3	30,2	43	10
CZ270	KPCZ270	5-281XS	CR1008	4	-	49,2	191,8	10
CZ271	KPCZ271	SPL90-1XS	CR1017	1	126,3	41,2	-	10
CZ272	KPCZ272	5-510XS	CR1016	3	194,1	49,2	191,8	10
CZ273	KPCZ273	5-280XS	CR1015	4	-	-	-	10
CZ274	KPCZ274	5-515XS	CR1011	3	157	49,2	154,7	11
CZ276	KPCZ276	5-12018X	CR1308	2	166	69	89	11
CZ277	KPCZ277	5-12072XS	CR1402	1	163,9	57	-	11
CZ278	KPCZ278	-	CR1315	1	193,5	68	118	11
CZ280	KPCZ280	5-12949X	CR1403	1	-	-	-	11
CZ284	KPCZ284	SPL170-1XS	CR1012	1	164	55	-	12
CZ285	KPCZ285	-	-	2	85	30,2	55,1	12
CZ286	KPCZ286	-	CR1311	2	-	-	-	12
CZ288	KPCZ288	5-12022X	CR1312	2	115	42	66,3	12
CZ290	KPCZ290	SPL140-1XS	CR1310	1	140	49,2	-	12
CZ291	KPCZ291	5-618X	-	1	92,2	27	-	12
CZ292	KPCZ292	5-641X	-	1	106,2	30,2	-	13
CZ293	KPCZ293	5-625X	-	1	81,8	27	-	13
CZ294	KPCZ294	-	-	2	56,1	20	34,7	13
CZ296	KPCZ296	-	-	1	81,8	27	-	13
CZ297	KPCZ297	5-768X	-	1	81,8	27,2	-	14
CZ298	KPCZ298	-	-	2	77	29	49	14
CZ299	KPCZ299	-	-	1	77	25	-	14
HCZ172	KPCZ172	-	CR1060	2	91,6	32	58,7	5

**FIGURAS**




Nº MECPar	Nº Lontra	Nº Spicer	Stahl	Figura	A	ØB	C	Pág
CR1001	KPCZ121	5-153XS	CZ121	1	81,8	27	-	3
CR1003	KPCZ252	5-2373XS	CZ252	1	92	27	-	8
CR1004	KPCZ210	5-160XS	CZ210	1	106,3	30,2	-	5
CR1005	KPCZ254	5-263XS	CZ254	1	106,2	34,9	-	8
CR1006	KPCZ256	5-275XS	CZ256	1	126,1	34,9	-	9
CR1007	KPCZ264	5-438XS	CZ264	3	134,8	47,6	134,8	9
CR1008	KPCZ270	5-281XS	CZ270	4	-	49,2	191,8	10
CR1009	KPCZ255	5-12278XS	CZ255	1	164	50	-	8
CR1010	KPCZ265	5-12062XS	CZ265	1	160,9	48	-	9
CR1011	KPCZ274	5-515XS	CZ274	3	157	49,2	154,7	11
CR1012	KPCZ284	SPL170-1XS	CZ284	1	164	55	-	12
CR1013	KPCZ232	SPL250-1XS	CZ232	1	163	60	-	7
CR1014	KPCZ124	5-279XS	CZ124	4	-	47,6	59	3
CR1015	KPCZ273	5-280XS	CZ273	4	-	-	-	10
CR1016	KPCZ272	5-510XS	CZ272	3	194,1	49,2	191,8	10
CR1017	KPCZ271	SPL90-1XS	CZ271	1	126,3	41,2	-	10
CR1018	KPCZ120	5-310X	CZ120	1	61,9	27	-	3
CR1036	KPCZ257	-	CZ257	1	152,4	50	-	9
CR1037	KPCZ307	5-77277X	CZ220	1	126,1	44	-	14
CR1059	KPCZ171	-	CZ171	2	73,5	26,5	47,2	4
CR1060	KPCZ172	-	HCZ172	2	91,6	32	58,7	5
CR1062	KPCZ201	5-4X	CZ201	1	74,6	27	-	5
CR1063	KPCZ170	-	CZ170	1	92	27	-	4
CR1083	KPCZ214	1-2060005	CZ214	1	165	59	-	6
CR1084	KPCZ213	1-2045005	CZ213	1	148	52,1	-	6
CR1301	KPCZ227	5-12213XS	CZ227	2	98	38	57,1	6
CR1302	KPCZ228	5-12100XS	CZ228	1	120,3	45	-	7
CR1304	KPCZ229	5-12219X	CZ229	1	125,6	48	-	7
CR1306	KPCZ230	5-12924X	CZ230	1	133	52,1	-	7
CR1307	KPCZ231	5-12932X	CZ231	1	152	57	-	7
CR1308	KPCZ276	5-12018X	CZ276	2	166	69	89	11
CR1310	KPCZ290	SPL140-1XS	CZ290	1	140	49,2	-	12
CR1311	KPCZ286	-	CZ286	2	-	-	-	12
CR1312	KPCZ288	5-12022X	CZ288	2	115	42	66,3	12
CR1315	KPCZ278	-	CZ278	1	193,5	68	118	11
CR1401	KPCZ251	5-12276XS	CZ251	1	150,5	44	-	8
CR1402	KPCZ277	5-12072XS	CZ277	1	163,9	57	-	12
CR1403	KPCZ280	5-12949X	CZ280	1	-	-	-	11
CR1404	KPCZ221	5-165X	CZ221	1	141,9	41,2	-	6
CR1501	KPCZ208	5-178XS	CZ208	1	92	30,2	-	5
CR1502	KPCZ130	-	-	2	77	29	49	3
CR1930	KPCZ266	5-12913X	CZ266	5	106,3	30,2	43	10

### FIGURAS





Nº Lontra	Nº Spicer	Nº MECPar	Stahl	Figura	A	ØB	C	Pág
KPCZ120	5-310X	CR1018	CZ120	1	61,9	27	-	3
KPCZ121	5-153XS	CR1001	CZ121	1	81,8	27	-	3
KPCZ124	5-279XS	CR1014	CZ124	4	-	47,6	59	3
KPCZ130	-	CR1502	-	2	77	29	49	3
KPCZ132	-	-	CZ233	1	64	25	-	4
KPCZ139	-	-	-	1	92	27	-	4
KPCZ146	-	-	-	2	91	32	61	4
KPCZ155	-	-	-	1	92	30,2	-	4
KPCZ170	-	CR1063	CZ170	1	92	27	-	4
KPCZ171	-	CR1059	CZ171	2	73,5	26,5	47,2	4
KPCZ172	-	CR1060	HCZ172	2	91,6	32	58,7	5
KPCZ177	5-438XS	-	-	3	134,9	47,6	134,8	5
KPCZ201	5-4X	CR1062	CZ201	1	74,6	27	-	5
KPCZ208	5-178XS	CR1501	CZ208	1	92	30,2	-	5
KPCZ210	5-160XS	CR1004	CZ210	1	106,3	30,2	-	5
KPCZ213	1-2045005	CR1084	CZ213	1	148	52,1	-	6
KPCZ214	1-2060005	CR1083	CZ214	1	165	59	-	6
KPCZ221	5-165X	CR1404	CZ221	1	141,9	41,2	-	6
KPCZ227	5-12213XS	CR1301	CZ227	2	98	38	57,1	6
KPCZ228	5-12100XS	CR1302	CZ228	1	120,3	45	-	7
KPCZ229	5-12219X	CR1304	CZ229	1	125,6	48	-	7
KPCZ230	5-12924X	CR1306	CZ230	1	133	52,1	-	7
KPCZ231	5-12932X	CR1307	CZ231	1	152	57	-	7
KPCZ232	SPL250-1XS	CR1013	CZ232	1	163	60	-	7
KPCZ251	5-12276XS	CR1401	CZ251	1	150,5	44	-	8
KPCZ252	5-2373XS	CR1003	CZ252	1	92	27	-	8
KPCZ254	5-263XS	CR1005	CZ254	1	106,2	34,9	-	8
KPCZ255	5-12278XS	CR1009	CZ255	1	164	50	-	8
KPCZ256	5-275XS	CR1006	CZ256	1	126,1	34,9	-	9
KPCZ257	-	CR1036	CZ257	1	152,4	50	-	9
KPCZ264	5-438XS	CR1007	CZ264	3	134,8	47,6	134,8	9
KPCZ265	5-12062XS	CR1010	CZ265	1	160,9	48	-	9
KPCZ266	5-12913X	CR1930	CZ266	5	106,3	30,2	43	10
KPCZ270	5-281XS	CR1008	CZ270	4	-	49,2	191,8	10
KPCZ271	SPL90-1XS	CR1017	CZ271	1	126,3	41,2	-	10
KPCZ272	5-510XS	CR1016	CZ272	3	194,1	49,2	191,8	10
KPCZ273	5-280XS	CR1015	CZ273	4	-	-	-	10
KPCZ274	5-515XS	CR1011	CZ274	3	157	49,2	154,7	11
KPCZ276	5-12018X	CR1308	CZ276	2	166	69	89	11
KPCZ277	5-12072XS	CF1402	CZ277	1	163,9	57	-	11
KPCZ278	-	CR1315	CZ278	1	193,5	68	118	11
KPCZ280	5-12949X	CR1403	CZ280	1	-	-	-	11
KPCZ284	SPL170-1XS	CR1012	CZ284	1	164	55	-	12
KPCZ285	-	-	CZ285	2	85	30,2	55,1	12
KPCZ286	-	CR1311	CZ286	2	-	-	-	12
KPCZ288	5-12022X	CR1312	CZ288	2	115	42	66,3	12
KPCZ290	SPL140-1XS	CR1310	CZ290	1	140	49,2	-	12
KPCZ291	5-618X	-	CZ291	1	92,2	27	-	12
KPCZ292	5-641X	-	CZ292	1	106,2	30,2	-	13
KPCZ293	5-625X	-	CZ293	1	81,8	27	-	13
KPCZ294	-	-	CZ294	2	56,1	20	34,7	13
KPCZ295	-	-	-	1	92	27	-	13
KPCZ296	-	-	CZ296	1	81,8	27	-	13
KPCZ297	5-768X	-	CZ297	1	81,8	27,2	-	14
KPCZ298	-	-	CZ298	2	77	29	49	14
KPCZ299	-	-	CZ299	1	77	25	-	14
KPCZ300	-	-	-	2	92	32	61	14
KPCZ307	5-77277X	CR1037	CZ220	1	126,1	44	-	14
KPCZ308	SPL70-1X	-	-	1	126,1	34,9	-	15
KPCZ508	SPL55-1X	-	-	1	126,1	34,9	-	15
KPCZ512	-	-	-	1	126,1	34,9	-	15
KPCZ528	5-12009X	-	-	3	134,9	47,6	134,8	15



## Agrale

Nº Original	Nº Lontra	Pg
6003009006006	KPLVF7041	30
6003009007004	KPCZ252	8
6006009009003	KPCZ210	5
6006009073007	KPLVF7062	32
6007009073007	KPLVF7062	32
6007009163006	KPCZ256	9
6007009321000	KPCZ254	8
6012009019000	KPCZ271	10
6012009020008	KPLVF7063	32
6021009058009	KPCZ274	11
6112009009009	KPGFL9089	55
6006009009003	KPCZ266	10

## Asia

Nº Original	Nº Lontra	Pg
016425060	KPCZ172	5
175725060	KPCZ171	4

## DAF

Nº Original	Nº Lontra	Pg
815364	KPCZ124	3
915259	KPCZ280	11
915260	KPCZ231	7
915261	KPCZ265	9
915262	KPCZ274	11
915265	KPCZ288	12
915266	KPCZ256	9
916338	KPCZ227	6
916343	KPCZ120	3
916344	KPCZ121	3
916345	KPCZ210	5
916347	KPCZ252	8
916349	KPCZ264	9
916351	KPCZ251	8
916352	KPCZ254	8
916352	KPCZ255	8
916353	KPCZ286	12
916354	KPCZ230	7
916355	KPCZ277	11
1952625	KPFLRE3631	22

## Dodge

Nº Original	Nº Lontra	Pg
2994959	KPCZ121	3

## Ford

Nº Original	Nº Lontra	Pg
2SC598089	KPCZ210	5
83PU4753A	KPCZ120	3
84TU4635A	KPCZ256	9
84TU4841A	KPLVF7150	35
85HU4635A	KPCZ254	8
85HU4841A	KPLVF7049	31
87TU4865AA	KPGFL9088	55
88HU4635AA	KPCZ177	5
88HU4841A	KPLVF7060	35

## Ford

Nº Original	Nº Lontra	Pg
88HU4865A	KPGFL9086	54
90TU4841AA	KPLVF7062	32
B6D7039A	KPCZ121	3
BC8C4851A	KPGFL9080	53
BC8T4841A	KPLVF7042	30
BC8Y4841A	KPLVF7040	30
BCDC7039	KPCZ121	3
BCOC4866A	KPFLQ5070	28
BCOC7039A	KPCZ121	3
BCOT7039A	KPCZ210	5
BD2T4841A	KPLVF7043	30
BD2Y4841A	KPLVF7041	30
BD2Y7039A	KPCZ252	8
BD7T4635A	KPCZ221	6
BE2C7039A	KPCZ121	3
BF0X4841A	KPLVF7064	35
BF1X4635A	KPCZ274	11
BF1X4635C	KPCZ177	5
BF1X4841A	KPLVF7050	31
BF1X4841C	KPLVF7064	35
BF5X4635A	KPCZ272	10
BF5X4841A	KPLVF7045	34
BF7T4635A	KPCZ291	12
BF7T4635B	KPCZ293	13
BF8T4635A	KPCZ292	13
BF8T4635A	KPCZ210	5
BF8T4635B	KPCZ508	15
BFOX4635A	KPCZ124	3
BG4X4635AA	KPCZ271	10
BG4X4841AA	KPLVF7063	32
BG8X4815AA	KPGFL9089	55
BG9T4635A	KPCZ292	13
BH2T4635A	KPCZ292	13
BH2X4858AA	KPFLRE3631	22
BX1F4865A	KPGFL9091	55
CITT4866A	KPFLQ5072	29
T11521353	KPLVF7348	33
TAAM4841A	KPLVF7044	31
TL1521353	KPLVF7043	30

## GM

Nº Original	Nº Lontra	Pg
3707216	KPLVF7250	32
3707776	KPFLQ5077	29
3852985	KPGFL9081	53
7317578	KPLVF7040	30
7317985	KPFLQ5070	28
7322139	KPLVF7050	31
7325079	KPGFL9080	53
7352431	KPCZ121	3
7363278	KPCZ121	3
7364605	KPCZ210	5
9297873	KPCZ120	3
9298975	KPFLQ5072	29
9298976	KPCZ254	8
9298983	KPGRS9033	47
9300247	KPCZ120	3
9307339	KPLVF7251	36
9307587	KPLVF7043	30

## GM

Nº Original	Nº Lontra	Pg
9317578	KPLVF7040	30
15619081	KPCZ264	9
52270198	KPGFL9084	54
52270243	KPFLQ5071	28
93258552	KPLVF7062	32
93276288	KPGFL9086	54
93276293	KPLVF7060	35
93325563	KPCZ271	10
94622054	KPFLQ5071	28
94622084	KPFLQ5071	28
94622086	KPCZ256	9
94625916	KPLVF7049	31
94628610	KPCZ252	8
94628612	KPLVF7041	30
94628613	KPLVF7252	36
94648404	KPGFL9084	54

## Hyundai

Nº Original	Nº Lontra	Pg
4914043001	KPCZ170	4

## Iveco

Nº Original	Nº Lontra	Pg
7139551	KPFLRE3345	20
7149141	KPCZ264	9
7149143	KPGFL9086	54
7149500	KPCZ256	9
7149670	KPCZ214	6
7149670	KPCZ232	7
42530886	KPCZ210	5
42533785	KPCZ214	6
42536996	KPCZ213	6
45533410	KPCZ213	6
79850422	KPCZ221	6
93113688	KPCZ214	6
93158199	KPCZ210	5
93160322	KPCZ121	3
93163124	KPFLRE3345	20
93163687	KPFLES6669	26
93316600	KPFLES6203	27
93321909	KPGFL9089	55
500054302	KPGFL9091	55
500056764	KPCZ274	11
500056771	KPCZ213	6
503120288	KPFLES6203	27
503355471	KPCZ274	11
503355876	KPGFL9091	55
503356049	KPCZ274	11
503356072	KPLVF7060	35
931910200	KPFLES6667	26

## Kia

Nº Original	Nº Lontra	Pg
BG1015900	KPCZ294	13
ONO1025060A	KPCZ171	4
OWO1025060A	KPCZ172	5



Mercedes Benz		
Nº Original	Nº Lontra	Pg
0002623445	KPGFL9379	57
0002647945	KPGFL9374	57
0003531045	KPGFL9381	58
0004100230	KPGFL9090	55
0004100330	KPGFL9088	55
0004100430	KPGFL9370	56
0004100530	KPGFL9082	53
0004100930	KPGFL9372	56
0004101230	KPGFL9083	54
0004101231	KPCZ210	5
0004101331	KPCZ254	8
0004101431	KPCZ227	6
0004101628	KPCZ286	12
0004101731	KPCZ264	9
0004101931	KPCZ256	9
0004102031	KPCZ272	10
0004102131	KPCZ270	10
0004102230	KPGFL9095	56
0004102231	KPCZ528	15
0004102631	KPCZ210	5
0004102731	KPCZ271	10
0004103131	KPCZ274	11
0004103231	KPCZ273	10
0004103331	KPCZ308	15
0004103431	KPCZ232	7
0004103431	KPCZ512	15
0004103531	KPCZ290	12
0004103631	KPCZ284	12
0004103831	KPCZ232	7
0004103931	KPCZ290	12
0004104131	KPCZ508	15
0004104631	KPCZ271	10
0004110345	KPGFL9091	55
0004110545	KPFLES6369	27
0004110645	KPFLES6203	27
0004110745	KPFLRE3093	20
0004110745	KPFLES6203	27
0004110930	KPGFL9095	56
0004110945	KPGFL9095	56
0004111145	KPFLES6075	27
0004111245	KPFLES6362	26
0004111345	KPFLRE3094	20
0004111545	KPFLES6369	27
3024110011	KPFLO4349	23
3082627045	KPFLR2361	17
3083500045	KPFLR2364	18
3084100030	KPFLR2356	17
3084110502	KPPTM8333	42
3124100031	KPCZ227	6
3124101430	KPFLR2354	17
3124111111	KPFLO4349	23
3273500245	KPFLR2362	18
3314110031	KPCZ228	7
3354100031	KPCZ230	7
3354100308	KPLVF7345	33
3354110002	KPPTM8328	46
3354110102	KPPTM8334	43
3354113805	KPGRS9340	49
3364100030	KPFLR2357	17
3364110011	KPFLO4352	24


Mercedes Benz		
Nº Original	Nº Lontra	Pg
3364110105	KPGRS9339	49
3414110205	KPGRS9337	51
3432600017	KPFLR2382	18
3442620145	KPFLR2360	17
3444100108	KPLVF7343	34
3444100188	KPLVF7343	34
3444107001	KPPTM8332	42
3454107031	KPCZ227	6
3454110002	KPPTM8327	46
3454110005	KPLVF7344	34
3454117108	KPLVF7344	34
3463500545	KPFLR2387	18
3463500745	KPFLR2387	18
3463501445	KPFLRE3380	20
3463501445	KPFLRE3389	21
3463501545	KPFLRE3364	20
3463501645	KPFLRE3389	21
3484100208	KPPTM8022	37
3504107031	KPCZ230	7
3522620045	KPFLR2359	17
3523500045	KPFLR2363	18
3524100130	KPFLR2355	17
3524110011	KPFLO4350	23
3524110105	KPGRS9338	51
3524110211	KPFLO4351	23
3553530545	KPFLR2608	19
3554110102	KPPTM8334	43
3584110001	KPPTM8326	46
3603500445	KPFLR2365	18
3603500645	KPFLR2366	18
3814100231	KPCZ229	7
3842627245	KPGFL9367	56
3843537045	KPGFL9371	56
3843537145	KPGFL9378	57
3844100008	KPLVF7060	35
3844100031	KPCZ228	7
3844110002	KPPTM8031	38
3854100131	KPCZ288	12
3854100231	KPCZ227	6
3854100231	KPCZ229	7
3854100531	KPCZ229	7
3854111811	KPFLO4353	24
3863530645	KPGFL9381	58
3863537045	KPGFL9380	58
3864100031	KPCZ265	9
3864104304	KPCZ265	9
3864110502	KPPTM8025	41
3874100031	KPCZ231	7
3894110411	KPFLES6204	26
3954111811	KPFLO4353	24
6204100031	KPCZ231	7
6544110411	KPFLES6399	27
6544110511	KPFLES6204	26
6564100031	KPCZ276	11
6564110011	KPFLES6629	25
6564110301	KPFLES6612	25
6564110311	KPFLES6399	27
6594110111	KPFLES6612	25
6654100031	KPCZ272	10

Mercedes Benz		
Nº Original	Nº Lontra	Pg
6883507045	KPGFL9375	57
6883507145	KPGFL9376	57
6884100008	KPLVF7348	33
6884110102	KPPTM8028	38
6904100108	KPLVF7061	31
6904110002	KPPTM8026	44
6933500045	KPFLRE3617	21
6933530045	KPFLRE3617	21
6942627045	KPGFL9373	56
6943537045	KPGFL9377	57
6954100008	KPLVF7063	32
6954110002	KPPTM8022	37
9423500045	KPFLRE3380	20
9423500145	KPFLRE3364	20
9423530645	KPFLRE3662	22
9423530745	KPFLRE3610	21
9423531045	KPFLRE3662	22
9423531245	KPFLRE3610	21
9424100031	KPCZ278	11
9424100231	KPCZ278	11
9424100236	KPCZ278	11
9463500545	KPFLRE3352	20
955305000000	KPGRS9033	47
955305168503	KPGRS9033	47
B954711809504	KPGFL9379	57
B955305168501	KPGRS9036	52

Mitsubishi		
Nº Original	Nº Lontra	Pg
MB000948	KPCZ299	14
MR196837	KPCZ132	4
MR196838	KPCZ299	14
MR232115	KPCZ146	4
MR232151	KPCZ285	12

Nissan		
Nº Original	Nº Lontra	Pg
3712518025	KPCZ294	13
3712550001	KPCZ155	4
371266S325	KPCZ293	13
3712549W26	KPCZ293	13
K05014733AA	KPCZ291	12

Scania		
Nº Original	Nº Lontra	Pg
65146	KPCZ307	14
67531	KPCZ221	6
77277	KPCZ307	14
169110	KPPTM8420	39
169113	KPGRS9430	49
173766	KPLVF7450	33
177103	KPPTM8430	43
178258	KPCZ251	8
190027	KPGFL9470	58
202382	KPGFL9471	58
202805	KPGFL9470	58
207563	KPCZ255	8
207896	KPGRS9431	49



Scania		
Nº Original	Nº Lontra	Pg
207989	KPLVF7451	33
208074	KPPTM8421	39
208086	KPPTM8431	43
208382	KPGFL9471	58
208513	KPGFL9471	58
234084	KPGFL9472	58
264043	KPCZ251	8
264044	KPCZ255	8
284399	KPGRS9434	50
294383	KPCZ265	9
294665	KPLVF7065	32
365901	KPCZ265	9
385983	KPGFL9477	59
385984	KPGFL9476	59
386073	KPCZ280	11
390225	KPCZ277	11
390237	KPGFL9479	59
550612	KPCZ251	8
1105348	KPPTM8433	43
1308761	KPGFL9473	58
1319646	KPGFL9474	59
1325900	KPGFL9478	59
1364398	KPGRS9435	50
1394393	KPGRS9434	50
1422442	KPCZ280	11
1535361	KPFLRE3450	21
1541070	KPCZ265	9
1541072	KPCZ280	11
1672352	KPCZ270	10
1672353	KPFLO4057	25
1672362	KPFLR2417	19
1672507	KPLVF7045	34
1673460	KPPTM8420	39
1750308	KPCZ277	11
1879541	KPCZ280	11
2117367	KPGFL9473	58
2397362	KPCZ277	11

Toyota		
Nº Original	Nº Lontra	Pg
437104010	KPCZ297	14
437135020	KPCZ298	14
437135050	KPCZ130	3
437136021	KPCZ146	4
437136021	KPCZ300	14
437160010	KPCZ121	3
437160070	KPCZ298	14
3731398002	KPLVF7550	33
3731498001	KPGRS9540	50
3731598001	KPFLQ5560	29
3731598002	KPFLQ5561	29
3732198001	KPPTM8530	39
3737398001	KPLVF7550	33
3740198001	KPCZ208	5
4125198004	KPGFL9572	59
040371AR20	KPCZ121	3
043710K080	KPCZ295	13
04371AR021	KPCZ297	14
043710K070	KPCZ139	4
043750K010	KPCZ296	13
OJ30L37105	KPCZ208	5

Volkswagen		
Nº Original	Nº Lontra	Pg
2994004	KPGFL9081	53
2994044	KPGFL9080	53
2994235	KPFLQ5077	29
2994926	KPLVF7042	30
2994940	KPLVF7061	31
2994948	KPLVF7040	30
2994951	KPFLQ5070	28
2994957	KPCZ210	5
2994958	KPCZ121	3
4128409	KPCZ252	8
4128591	KPCZ254	8
4128595	KPLVF7043	30
4183221	KPLVF7348	33
12277742	KPCZ274	11
2115013281	KPLVF7044	31
23B521291	KPCZ254	8
2PO521307A	KPCZ292	13
2R0525717	KPCZ292	13
2RD521353	KPLVF7042	30
2RD598089	KPCZ254	8
2RO521131	KPLVF7043	30
2RO525717	KPLVF7043	30
2S0521131	KPLVF7049	31
2T2521291	KPCZ232	7
2T2525283A	KPFLRE3345	20
2TG521211	KPGFL9087	54
2TG521353	KPLVF7063	32
2TG525283	KPGFL9089	55
2TG598089	KPCZ271	10
2TO525717	KPCZ272	10
2U2521145	KPFLES6667	26
2U2521291A	KPCZ213	6
2U2521145A	KPFLES6669	26
2U252191	KPCZ213	6
2UU521353	KPLVF7045	34
2V2521291	KPCZ214	6
2V2521291	KPCZ231	7
2V2525283B	KPFLRE3631	22
2V5521131	KPCZ214	6
2VF521211	KPGFL9083	54
2VF98089	KPCZ308	15
2Z0521131	KPLVF7064	35
2ZO525717	KPCZ273	10
AZ0521131	KPLVF7064	35
BF8T4635B	KPCZ254	8
T11522135	KPLVF7049	31
T2D521353	KPLVF7050	31
T2D598089	KPCZ256	9
TE3521211	KPGFL9086	54
TE3521353	KPLVF7060	35
TE598089	KPCZ264	9
TL7525285	KPFLQ5072	29
TMJ521211	KPGFL9091	55
TMJ521353A	KPCZ124	3
TMJ598089	KPCZ274	11

Volvo		
Nº Original	Nº Lontra	Pg
231519	KPCZ257	9
688552	KPCZ121	3
1068247	KPCZ213	6
1068253	KPCZ214	6
1199888	KPCZ210	5
1523262	KPFLR2630	19
1523263	KPFLR2630	19
1524258	KPFLR2630	19
1625197	KPFLR2630	19
1651032	KPCZ257	9
1651032	KPCZ307	14
1651237	KPCZ214	6
1651247	KPFLES6667	26
1652597	KPFLR2630	19
1662790	KPFLRE3600	21
1672275	KPFLRE3631	22
1992487	KPCZ210	5
3152328	KPFLRE3631	22
3319735	KPCZ120	3
3319762	KPCZ221	6
6855523	KPCZ121	3
6885148	KPFLR2313	19
6885158	KPCZ221	6
6885159	KPCZ255	8
6885182	KPCZ120	3
6885514	KPCZ270	10
6885530	KPLVF7040	30
6885550	KPPTM8033	38
6885565	KPCZ265	9
6885642	KPPTM8940	39
6885644	KPFLO4057	25
6885656	KPLVF7045	34
6885657	KPFLR3412	19
8127182	KPCZ232	7
8127207	KPFLES6203	27
8127210	KPFLRE3093	20
8127229	KPFLES6657	28
8127230	KPCZ284	12
8172618	KPFLRE3600	21
11992488	KPCZ256	9
11993955	KPCZ264	9
11994891	KPCZ255	8
11994934	KPCZ265	9
20471436	KPFLES6669	26
20522872	KPLVF7063	32
20522875	KPGFL9095	56
20706913	KPFLRE3672	22
20725137	KPCZ272	10
21713143	KPFLRE3672	22
93192012	KPCZ213	6





Agrale		
Nº Lontra	Nº Original	Pg
KPCZ210	6006009009003	5
KPCZ252	6003009007004	8
KPCZ254	6007009321000	8
KPCZ256	6007009163006	9
KPCZ266	60060009009003	10
KPCZ271	6012009019000	10
KPCZ274	6021009058009	11
KPGFL9087	-	54
KPGFL9089	6112009009009	55
KPGFL9090	-	55
KPGFL9372	-	56
KPGRS9031	-	47
KPGRS9032	-	47
KPGRS9033	-	47
KPGRS9038	-	48
KPGRS9041	-	52
KPLVF7041	6003009006006	30
KPLVF7043	-	30
KPLVF7045	-	34
KPLVF7062	6006009073007	32
KPLVF7062	6007009073007	32
KPLVF7063	6012009020008	32
KPLVF7064	-	35
KPLVF7348	-	33
KPPTM8021	-	37
KPPTM8025	-	41
KPPTM8028	-	38
KPPTM8029	-	38
KPPTM8030	-	41
KPPTM8031	-	38
KPPTM8032	-	41
KPPTM8033	-	38

Asia		
Nº Lontra	Nº Original	Pg
KPCZ171	175725060	4
KPCZ172	16425060	5

Dodge		
Nº Lontra	Nº Original	Pg
KPCZ121	2994959	3
KPCZ252	-	8

DAF		
Nº Lontra	Nº Original	Pg
KPCZ120	916343	3
KPCZ121	916344	3
KPCZ124	815364	3
KPCZ210	916345	5
KPCZ213	-	6
KPCZ227	916338	6
KPCZ230	916354	7
KPCZ231	915260	7
KPCZ251	916351	8
KPCZ252	916347	8
KPCZ254	916352	8
KPCZ255	916352	8
KPCZ256	915266	9
KPCZ264	916349	9

DAF		
Nº Lontra	Nº Original	Pg
KPCZ265	915261	9
KPCZ274	915262	11
KPCZ277	916355	11
KPCZ280	915259	11
KPCZ286	916353	12
KPCZ288	915265	12
KPFLRE3631	1952625	22

Ford		
Nº Lontra	Nº Original	Pg
KPCZ120	83PU4753A	3
KPCZ121	B6D7039A	3
KPCZ121	BCDC7039	3
KPCZ121	BCOC7039A	3
KPCZ121	BE2C7039A	3
KPCZ124	BFOX4635A	3
KPCZ177	88HU4635AA	5
KPCZ177	BF1X4635C	5
KPCZ210	2SC598089	5
KPCZ210	BCOT7039A	5
KPCZ210	BF8T4635A	5
KPCZ221	BD7T4635A	6
KPCZ252	BD2Y7039A	8
KPCZ254	85HU4635A	8
KPCZ256	84TU4635A	9
KPCZ271	BG4X4635AA	10
KPCZ272	BF5X4635A	10
KPCZ274	BF1X4635A	11
KPCZ291	BF7T4635A	12
KPCZ292	BF8T4635A	13
KPCZ292	BG9T4635A	13
KPCZ292	BH2T4635A	13
KPCZ293	BF7T4635B	13
KPCZ508	BF8T4635B	15
KPFLQ5070	BCOC4866A	28
KPFLQ5072	CITT4866A	29
KPFLRE3631	BH2X4858AA	22
KPGFL9080	BC8C4851A	53
KPGFL9081	-	53
KPGFL9083	-	54
KPGFL9085	-	54
KPGFL9086	88HU4865A	54
KPGFL9087	-	54
KPGFL9088	87TU4865AA	55
KPGFL9089	BG8X4815AA	55
KPGFL9091	BX1F4865A	55
KPGRS9031	-	47
KPGRS9032	-	47
KPGRS9033	-	47
KPGRS9034	-	47
KPGRS9035	-	48
KPGRS9036	-	52
KPGRS9037	-	48
KPGRS9038	-	48
KPGRS9039	-	48
KPGRS9040	-	49
KPGRS9041	-	52
KPGRS9042	-	52
KPLVF7040	BC8Y4841A	30
KPLVF7041	BD2Y4841A	30

Ford		
Nº Lontra	Nº Original	Pg
KPLVF7042	BC8T4841A	30
KPLVF7043	BD2T4841A	30
KPLVF7043	T11521353	30
KPLVF7044	TAAM4841A	31
KPLVF7045	BF5X4841A	34
KPLVF7049	85HU4841A	31
KPLVF7050	BF1X4841A	31
KPLVF7060	88HU4841A	35
KPLVF7062	90TU4841AA	32
KPLVF7063	BG4X4841AA	32
KPLVF7064	BF0X4841A	35
KPLVF7064	BF1X4841C	35
KPLVF7150	84TU4841A	35
KPLVF7348	T11521353	33
KPPTM8015	-	37
KPPTM8016	-	44
KPPTM8017	-	44
KPPTM8018	-	44
KPPTM8020	-	37
KPPTM8021	-	37
KPPTM8022	-	37
KPPTM8024	-	41
KPPTM8025	-	41
KPPTM8027	-	45
KPPTM8028	-	38
KPPTM8029	-	38
KPPTM8031	-	38
KPPTM8032	-	41
KPPTM8033	-	38
KPPTM8034	-	39
KPPTM8035	-	42
KPPTM8130	-	45

GM		
Nº Lontra	Nº Original	Pg
KPCZ120	9297873	3
KPCZ120	9300247	3
KPCZ121	7352431	3
KPCZ121	7363278	3
KPCZ210	7364605	5
KPCZ252	94628610	8
KPCZ254	9298976	8
KPCZ256	94622086	9
KPCZ264	15619081	9
KPCZ271	93325563	10
KPFLQ5070	7317985	28
KPFLQ5071	52270243	28
KPFLQ5071	94622054	28
KPFLQ5071	94622084	28
KPFLQ5072	9298975	29
KPFLQ5073	-	29
KPFLQ5077	3707776	29
KPGFL9080	7325079	53
KPGFL9081	3852985	53
KPGFL9084	52270198	54
KPGFL9084	94648404	54
KPGFL9086	93276288	54
KPGFL9087	-	54
KPGRS9031	-	47



GM		
Nº Lontra	Nº Original	Pg
KPGRS9032	-	47
KPGRS9033	9298983	47
KPGRS9034	-	47
KPGRS9035	-	48
KPGRS9036	-	52
KPGRS9038	-	48
KPLVF7040	7317578	30
KPLVF7040	9317578	30
KPLVF7041	94628612	30
KPLVF7043	9307587	30
KPLVF7044	-	31
KPLVF7049	94625916	31
KPLVF7050	7322139	31
KPLVF7060	93276293	35
KPLVF7062	93258552	32
KPLVF7063	-	32
KPLVF7250	3707216	32
KPLVF7251	9307339	36
KPLVF7252	94628613	36
KPLVF7253	-	36
KPPTM8016	-	44
KPPTM8017	-	44
KPPTM8018	-	44
KPPTM8020	-	37
KPPTM8021	-	37
KPPTM8022	-	37
KPPTM8025	-	41
KPPTM8027	-	45
KPPTM8029	-	38
KPPTM8031	-	38
KPPTM8032	-	41
KPPTM8230	-	45

IVECO		
Nº Lontra	Nº Original	Pg
KPGFL9086	7149143	54
KPGFL9089	93321909	55
KPGFL9091	500054302	55
KPGFL9091	503355876	55
KPGRS9034	-	47
KPGRS9035	-	48
KPGRS9036	-	52
KPGRS9042	-	52
KPGRS9043	-	52
KPLVF7050	-	31
KPLVF7060	503356072	35
KPPTM8020	-	37
KPPTM8022	-	37
KPPTM8024	-	41
KPPTM8025	-	41
KPPTM8035	-	42
KPPTM8036	-	42

Mercedes Benz		
Nº Lontra	Nº Original	Pg
KPCZ232	4103431	7
KPCZ232	4103831	7
KPCZ254	4101331	8
KPCZ256	4101931	9
KPCZ264	4101731	9
KPCZ265	3864100031	9
KPCZ265	3864104304	9
KPCZ270	4102131	10
KPCZ271	4102731	10
KPCZ271	4104631	10
KPCZ272	4102031	10
KPCZ272	6654100031	10
KPCZ273	4103231	10
KPCZ274	4103131	11
KPCZ276	6564100031	11
KPCZ278	9424100031	11
KPCZ278	9424100231	11
KPCZ278	9424100236	11
KPCZ284	4103631	12
KPCZ286	4101628	12
KPCZ288	3854100131	12
KPCZ290	4103531	12
KPCZ290	4103931	12
KPCZ308	4103331	15
KPCZ508	4104131	15
KPCZ512	4103431	15
KPCZ528	4102231	15
KPFLES6075	4111145	27
KPFLES6203	4110645	27
KPFLES6203	4110745	27
KPFLES6204	3894110411	26
KPFLES6204	6544110511	26
KPFLES6355	-	27
KPFLES6362	4111245	26
KPFLES6369	4110545	27
KPFLES6369	4111545	27
KPFLES6399	6544110411	27
KPFLES6399	6564110311	27
KPFLES6612	3594110111	25
KPFLES6612	6564110301	25
KPFLES6629	6564110011	25
KPFLES6644	-	26
KPFLO4349	3024110011	23
KPFLO4349	3124111111	23
KPFLO4350	3524110011	23
KPFLO4351	3524110211	23
KPFLO4352	3364110011	24
KPFLO4353	3854111811	24
KPFLO4353	3954111811	24
KPFLR2354	3124101430	17
KPFLR2355	3524100130	17
KPFLR2356	3084100030	17
KPFLR2357	3364100030	17
KPFLR2359	3522620045	17
KPFLR2360	3442620145	17
KPFLR2361	3082627045	17
KPFLR2362	3273500245	18
KPFLR2363	3523500045	18
KPFLR2363	3603500045	18
KPFLR2364	3083500045	18
KPFLR2365	3603500445	18
KPFLR2366	3603500645	18

KIA		
Nº Lontra	Nº Original	Pg
KPCZ171	ONO1025060A	4
KPCZ172	OWO1025060A	5
KPCZ294	BG1015900	13

LAND ROVER		
Nº Lontra	Nº Original	Pg
KPCZ201	-	5

MAN		
Nº Lontra	Nº Original	Pg
KPCZ213	-	6
KPCZ214	-	6

IVECO		
Nº Lontra	Nº Original	Pg
KPCZ121	93160322	3
KPCZ210	42530886	5
KPCZ210	93158199	5
KPCZ213	42536996	6
KPCZ213	45533410	6
KPCZ213	500056771	6
KPCZ214	7149670	6
KPCZ214	42533785	6
KPCZ214	93113688	6
KPCZ221	79850422	6
KPCZ232	7149670	7
KPCZ256	7149500	9
KPCZ264	7149141	9
KPCZ271	-	10
KPCZ274	500056764	11
KPCZ274	503355471	11
KPCZ274	503356049	11
KPFLES6203	93316600	27
KPFLES6203	503120288	27
KPFLES6667	931910200	26
KPFLES6669	93163687	26
KPFLRE3093	-	20
KPFLRE3345	7139551	20
KPFLRE3345	93163124	20
KPGFL9083	-	54

Marcopolo		
Nº Lontra	Nº Original	Pg
KPGFL9090	-	55
KPGRS9032	-	47
KPGRS9033	-	47
KPLVF7043	-	30
KPPTM8018	-	44

Mercedes Benz		
Nº Lontra	Nº Original	Pg
KPCZ210	0004101231	5
KPCZ210	0004102631	5
KPCZ227	0004101431	6
KPCZ227	3124100031	6
KPCZ227	3454107031	6
KPCZ227	3854100231	6
KPCZ228	3314110031	7
KPCZ228	3844100031	7
KPCZ229	3814100231	7
KPCZ229	3854100231	7
KPCZ229	3854100531	7
KPCZ230	3354100031	7
KPCZ230	3504107031	7
KPCZ231	3874100031	7
KPCZ231	6204100031	7



## Mercedes Benz

Nº Lontra	Nº Original	Pg
KPFLR2382	3432600017	18
KPFLR2387	3463500545	18
KPFLR2387	3463500745	18
KPFLR2608	3553530545	19
KPFLRE3093	4110745	20
KPFLRE3094	4111345	20
KPFLRE3352	3463500445	20
KPFLRE3352	9423500145	20
KPFLRE3352	9463500545	20
KPFLRE3364	3463501545	20
KPFLRE3380	3463501445	20
KPFLRE3380	9423500045	20
KPFLRE3389	3463501445	21
KPFLRE3389	3463501645	21
KPFLRE3610	9423530745	21
KPFLRE3610	9423531245	21
KPFLRE3617	6933500045	21
KPFLRE3617	6933530045	21
KPFLRE3662	9423530645	22
KPFLRE3662	9423531045	22
KPGFL9082	4100530	53
KPGFL9083	4101230	54
KPGFL9087	-	54
KPGFL9088	4100330	55
KPGFL9090	4100230	55
KPGFL9091	4110345	55
KPGFL9095	4102230	56
KPGFL9095	4110930	56
KPGFL9095	4110945	56
KPGFL9367	3842627245	56
KPGFL9370	4100430	56
KPGFL9371	3843537045	56
KPGFL9372	4100930	56
KPGFL9373	6942627045	56
KPGFL9374	2647945	57
KPGFL9375	6883507045	57
KPGFL9376	6883507145	57
KPGFL9377	6943537045	57
KPGFL9378	3843537145	57
KPGFL9379	2623445	57
KPGFL9379	B954711809504	57
KPGFL9380	3863537045	58
KPGFL9381	3531045	58
KPGFL9381	3863530645	58
KPGRS9032	-	47
KPGRS9033	955305000000	47
KPGRS9033	955305168503	47
KPGRS9035	-	48
KPGRS9036	B955305168501	52
KPGRS9037	-	48
KPGRS9038	-	48
KPGRS9041	-	52
KPGRS9042	-	52
KPGRS9043	-	52
KPGRS9044	-	53
KPGRS9337	3414110205	51
KPGRS9338	3444110205	51
KPGRS9338	3524110105	51
KPGRS9339	3364110105	49
KPGRS9340	3354113805	49
KPGRS9432	-	50
KPLVF7045	-	34

## Mercedes Benz

Nº Lontra	Nº Original	Pg
KPLVF7046	-	34
KPLVF7050	-	31
KPLVF7060	3844100008	35
KPLVF7061	6904100108	31
KPLVF7062	-	32
KPLVF7063	6954100008	32
KPLVF7064	-	35
KPLVF7343	3444100108	34
KPLVF7343	3444100188	34
KPLVF7344	3454110005	34
KPLVF7344	3454117108	34
KPLVF7345	3354100308	33
KPLVF7348	6884100008	33
KPPTM8020	-	37
KPPTM8022	6954110002	37
KPPTM8022	3484100208	37
KPPTM8024	-	41
KPPTM8025	3864110502	41
KPPTM8026	6904110002	44
KPPTM8028	6884110102	38
KPPTM8029	-	38
KPPTM8030	-	41
KPPTM8031	3844110002	38
KPPTM8032	-	41
KPPTM8033	-	38
KPPTM8034	-	39
KPPTM8035	-	42
KPPTM8036	-	42
KPPTM8037	-	42
KPPTM8326	3584110001	46
KPPTM8327	3454110002	46
KPPTM8328	3354110002	46
KPPTM8332	3444107001	42
KPPTM8333	3084110502	42
KPPTM8334	3354110102	43
KPPTM8334	3554110102	43

## Nissan

Nº Lontra	Nº Original	Pg
KPCZ155	3712550001	4
KPCZ291	K05014733AA	12
KPCZ293	371266S325	13
KPCZ293	3712549W26	13
KPCZ294	3712518025	13

## Scania

Nº Lontra	Nº Original	Pg
KPCZ221	67531	6
KPCZ251	178258	8
KPCZ251	264043	8
KPCZ251	550612	8
KPCZ252	-	8
KPCZ255	207563	8
KPCZ255	264044	8
KPCZ265	294383	9
KPCZ265	365901	9
KPCZ265	1541070	9
KPCZ270	1672352	10
KPCZ277	390225	11
KPCZ277	1750308	11
KPCZ277	2397362	11
KPCZ280	386073	11
KPCZ280	1422442	11
KPCZ280	1541072	11
KPCZ280	1879541	11
KPCZ307	65146	14
KPCZ307	77277	14
KPFLO4057	1672353	25
KPFLR2417	1672362	19
KPFLR3412	-	21
KPFLRE3450	1535361	21
KPGFL9470	190027	58
KPGFL9470	202805	58
KPGFL9471	202382	58
KPGFL9471	208382	58
KPGFL9471	208513	58
KPGFL9472	234084	58
KPGFL9473	1308761	58
KPGFL9473	2117367	58
KPGFL9474	1319646	59
KPGFL9476	385984	59
KPGFL9477	385983	59
KPGFL9478	1325900	59
KPGFL9479	390237	59
KPGRS9031	-	47
KPGRS9041	-	52
KPGRS9430	169113	49
KPGRS9431	207896	49
KPGRS9434	284399	50
KPGRS9434	1394393	50
KPGRS9435	1364398	50
KPLVF7041	-	30
KPLVF7045	1672507	34
KPLVF7065	294665	32
KPLVF7450	173766	33
KPLVF7451	207989	33
KPPTM8017	-	44
KPPTM8033	-	38
KPPTM8420	169110	39
KPPTM8420	1673460	39
KPPTM8421	208074	39
KPPTM8430	177103	43
KPPTM8431	208086	43
KPPTM8432	-	43
KPPTM8433	1105348	43

## Mitsubishi

Nº Lontra	Nº Original	Pg
KPCZ299	MB000948	14
KPCZ132	MR196837	4
KPCZ299	MR196838	14
KPCZ146	MR232115	4
KPCZ285	MR232151	12

## Navistar

Nº Lontra	Nº Original	Pg
KPGFL9091	-	55
KPGRS9036	-	52
KPGRS9041	-	52
KPGRS9042	-	52
KPLVF7045	-	34
KPLVF7060	-	35
KPLVF7064	-	35
KPPTM8022	-	37
KPPTM8033	-	38
KPPTM8034	-	39
KPPTM8035	-	42



Toyota		
Nº Lontra	Nº Original	Pg
KPCZ121	437160010	3
KPCZ121	040371AR20	3
KPCZ130	437135050	3
KPCZ139	04371OK070	4
KPCZ146	437136021	4
KPCZ208	3740198001	5
KPCZ208	OJ30L37105	5
KPCZ293	-	13
KPCZ295	043710K080	13
KPCZ296	043750K010	13
KPCZ297	437104010	14
KPCZ297	04371AR021	14
KPCZ298	437135020	14
KPCZ298	437160070	14
KPCZ300	437136021	14
KPFLQ5560	3731598001	29
KPFLQ5561	3731598002	29
KPGFL9572	4125198004	59
KPGRS9031	-	47
KPGRS9039	-	48
KPGRS9540	3731498001	50
KPLVF7550	3731398002	33
KPLVF7550	3737398001	33
KPPTM8435	-	43
KPPTM8530	3732198001	39

Troller		
Nº Lontra	Nº Original	Pg
KPCZ121	-	3
KPCZ252	-	8

Volkswagen		
Nº Lontra	Nº Original	Pg
KPCZ121	2994958	3
KPCZ124	TMJ521353A	3
KPCZ210	2994957	5
KPCZ213	2U2521291A	6
KPCZ213	2U252191	6
KPCZ214	2V2521291	6
KPCZ214	2V5521131	6
KPCZ231	2V2521291	7
KPCZ232	2T2521291	7
KPCZ252	4128409	8
KPCZ254	4128591	8
KPCZ254	23B521291	8
KPCZ254	2RD598089	8
KPCZ254	BF8T4635B	8
KPCZ256	T2D598089	9
KPCZ264	TE598089	9
KPCZ271	2TG598089	10
KPCZ272	2TO525717	10
KPCZ273	2ZO525717	10
KPCZ274	12277742	11
KPCZ274	TMJ598089	11
KPCZ292	2PO521307A	13
KPCZ292	2R0525717	13
KPCZ308	2VF98089	15
KPFLES6644	-	26

Volkswagen		
Nº Lontra	Nº Original	Pg
KPFLES6669	2U2521145A	26
KPFLES6203	-	27
KPFLQ5073	-	29
KPPTM8020	-	37
KPPTM8022	-	37
KPPTM8028	-	38
KPPTM8031	-	38
KPPTM8033	-	38
KPPTM8034	-	39
KPPTM8024	-	41
KPPTM8025	-	41
KPPTM8035	-	42
KPPTM8036	-	42
KPPTM8016	-	44
KPPTM8017	-	44
KPPTM8018	-	44
KPPTM8026	-	44
KPPTM8027	-	45
KPGRS9031	-	47
KPGRS9032	-	47
KPGRS9033	-	47
KPGRS9034	-	47
KPGRS9035	-	48
KPGRS9037	-	48
KPGRS9038	-	48
KPGRS9036	-	52
KPGRS9041	-	52
KPGRS9042	-	52
KPGRS9043	-	52
KPGFL9085	-	54
KPFLES6667	2U2521145	26
KPFLQ5070	2994951	28
KPFLQ5072	TI7525285	29
KPFLQ5077	2994235	29
KPFLRE3345	2T2525283A	20
KPFLRE3631	2V2525283B	22
KPGFL9080	2994044	53
KPGFL9081	2994004	53
KPGFL9083	2VF521211	54
KPGFL9086	Te3521211	54
KPGFL9087	2TG521211	54
KPGFL9089	2TG525283	55
KPGFL9091	TMJ521211	55
KPLVF7040	2994948	30
KPLVF7042	2994926	30
KPLVF7042	2RD521353	30
KPLVF7043	4128595	30
KPLVF7043	2RO521131	30
KPLVF7043	2RO525717	30
KPLVF7044	2115013281	31
KPLVF7045	2UU521353	34
KPLVF7049	2S0521131	31
KPLVF7049	T11522135	31
KPLVF7050	T2D521353	31
KPLVF7060	TE3521353	35
KPLVF7061	2994940	31
KPLVF7063	2TG521353	32
KPLVF7064	2Z0521131	35
KPLVF7064	AZ0521131	35
KPLVF7348	4183221	33

Volvo		
Nº Lontra	Nº Original	Pg
KPCZ120	3319735	3
KPCZ120	6885182	3
KPCZ121	688552	3
KPCZ121	6855523	3
KPCZ210	1992487	5
KPCZ210	1199888	5
KPCZ213	1068247	6
KPCZ213	93192012	6
KPCZ214	1068253	6
KPCZ214	1651237	6
KPCZ221	3319762	6
KPCZ221	6885158	6
KPCZ232	8127182	7
KPCZ255	6885159	8
KPCZ255	11994891	8
KPCZ255	6885159	8
KPCZ256	11992488	9
KPCZ257	231519	9
KPCZ257	1651032	9
KPCZ264	11993955	9
KPCZ265	6885565	9
KPCZ270	6885514	10
KPCZ272	20725137	10
KPCZ284	8127230	12
KPCZ290	-	12
KPCZ307	1651032	14
KPFLES6075	-	27
KPFLES6203	8127207	27
KPFLES6355	-	27
KPFLES6657	8127229	28
KPFLES6667	1651247	26
KPFLES6669	20471436	26
KPFLO4057	6885644	25
KPFLR2313	6885148	19
KPFLR2630	1523262	19
KPFLR2630	1523263	19
KPFLR2630	1524258	19
KPFLR2630	1625197	19
KPFLR2630	1652597	19
KPFLR3412	6885657	19
KPFLRE3093	8127210	20
KPFLRE3600	1662790	21
KPFLRE3600	8172618	21
KPFLRE3631	1672275	22
KPFLRE3631	3152328	22
KPFLRE3672	20706913	22
KPFLRE3672	21713143	22
KPGFL9095	20522875	56
KPGRS9039	-	48
KPGRS9041	-	52
KPGRS9043	-	52
KPGRS9044	-	53
KPGRS9431	-	49
KPGRS9432	-	50
KPLVF7040	6885530	30
KPLVF7045	6885656	34
KPLVF7063	20522872	32
KPPTM8033	6885550	38
KPPTM8036	-	42
KPPTM8037	-	42
KPPTM8940	6885642	39



# Usinagem

Centros de Usinagem com 3 eixos e cabeçote atingindo 12.000 rpm para usinagens de extrema complexidade.



# Tratamento Térmico por radiofrequência



Rua Dr. Renê Fernandes, 415 - SP - Brasil - CEP 04327-180  
vendas1@grupokp.com.br - www.lontra.com.br  
55 (11) 99849-7504 (Whatsapp)  
(11) 5588-0222



**SAC@grupokp.com.br**

